

॥ ओ३म् ॥



DAV PUBLIC SCHOOL, SAMANA

(Senior Secondary)

CBSE Affiliated (1630571)

Under : DAV College Managing Committee, New Delhi

Near Chak, Patran Road, Samana-147101 | Phone:01764-221815, 9878144815

E-mail: davsamana@gmail.com, davsamana@yahoo.com

Website : www.davsamana.org

STUDY PLAN

Class 2nd

Name _____

Section _____

Roll No. _____

Adm. No. _____

INDEX

SUBJECT	FIRST TERM	SECOND TERM	THIRD TERM
ENGLISH	10-12	31-32	42-43
HINDI	13-14	32-33	43-44
MATHEMATICS	14-15	33-34	44
SCIENCE	16-17	34-35	45
PUNJABI	18-20	35-36	45-46
COMPUTER	20-23	36-37	47
VISUAL ART	23-24	37	48
GENERAL KNOWLEDGE	24-26	37-39	48-50
NAITIK SHIKSHA	27-28	39-40	50-51
HEALTH&PHYSICAL EDUCATION	28-29	40	51
PERFORMING ARTS	29-30	40-41	51
BLUE PRINT	52		
TEST SCHEDULE & CALENDAR ACTIVITIES	53		
EK BHARAT SHRESHTA BHARAT	54-55		
ECO CLUB	56-57		
MEDICAL PLANNER	58		
NATIONAL & INTERNATIONAL IMPORTANT DAYS	59-63		
ARYA PARV	64		
HOLIDAYS LIST	65-66		
SCHOOL HOUSES	67		
DO'S AND DON'TS	68		
CODE OF CONDUCT	68		
TEN PRINCIPLES OF THE ARYA SAMAJ	69		

ओ३म्

Principal Message

"Education is a shared commitment between dedicated teachers, motivated students and enthusiastic parents with high expectations"



Dr. Mohan Lal Sharma
Founder Principal

Dear Students

Today, the role of a school is not only to pursue academic excellence but also to encourage and empower its students to be lifelong learners, critical thinkers, and productive members of an ever-changing global society. More than a decade back DAV SAMANA pledged to transform education. The school that is being run under the able stewardship of Honorable President **Dr. Poonam Suri Ji** has earned its own position not only in Samana but also in its surrounding areas. At DAV, we provide an atmosphere to our students for multifaceted development, where children get such a platform which helps them to channelize their potential in the pursuit of excellence. This can only be possible in a holistic, student-centric environment.

The school is striving hard to make the best possible efforts to inculcate strong Vedic roots combining with academics and extra-curricular activities in the children. Transforming every individual into a self-reliant and independent citizen, the school provides an amalgam of scholastic and co-scholastic activities with International exposure. In our curriculum, the student is the primary focus and each child is involved in the learning process.

The parents are the most strengthening power in moulding the future of children. Their consistent support empowers us to do more and more. I pay my gratitude to them for their faith in us.

I am confident enough that the DAVIANS will make themselves stronger day by day, adding a new leaf to the grandeur of the school.

Blessings,

Dr. Mohan Lal Sharma

Principal

STUDY PLAN - AN IMPORTANT TOOL

Study plan is a technique that enables you to make the most efficient use of your time, resources and academic potentials. As we journey together, you may face many challenges and to enable you to overcome the obstacles we offer you this wonderful tool-Study Plan to make you familiar with the values and Academic Syllabi of the school. This will increase your awareness of how you study and you will become more confident. Make this planner a part of your schedule for getting success this year.

GREEN RULES

- ❖ Be kind, polite, helpful and aware of others' feelings.
- ❖ Try your best, work hard and learn from your own mistakes.
- ❖ Respect your educators.
- ❖ Make yourself presentable.
- ❖ Take responsibility for your education.
- ❖ Be organized.
- ❖ Don't be a distraction.
- ❖ Do the task with dedication.
- ❖ Stick to your goals.

GENERAL INSTRUCTIONS (FOR PARENTS)

- ❖ Parents are requested to co-operate with the school in its attempt to help towards their children's progress by paying attention to their regularity, punctuality and discipline.
- ❖ Constant vigilance on the part of the parents pays rich dividends. We earnestly recommend that parents should take interest in the daily activities of the children both inside and outside the school and check the diary daily for any notes from the teacher. Kindly attend all Parent-Teacher Meetings in the interest of your wards.
- ❖ If you have any suggestions regarding your ward's study, you are welcome to contact the Principal/ Supervisor/ Co-ordinator/Class Teacher/Subject Teacher during Parent-Teacher Meeting or with prior appointment with Principal/ Supervisor/ Co-ordinator between (9:00 a.m. to 10:00 a.m.).
- ❖ Parents are requested not to enter the class room either to see their wards or to seek interviews with the teachers during class hours. No half day/short leave will be given to the student.
- ❖ Unauthorized absence for 6 consecutive days renders the student liable to have his/her name struck off the rolls. Sick children should not be sent to the school for a test or an examination. Medical certificate may be sent along with an application on the same or next day positively. Student will be fined Rs.10 per day, if the child remains absent for the consecutive two days.
- ❖ Children when suffering from infectious disease should not be sent to school to attend classes. The student is required to produce a fitness certificate from a Medical Practitioner / Doctor on joining.
- ❖ Any change of Residential / Official Address / Telephone Number should be notified to the class teacher and school office immediately.
- ❖ Ensure that the child maintains personal hygiene, has nutritious breakfast and diet and avoids eatables from roadside vendors.

- ❖ Students are not allowed to carry / use "Mobile Phones" within the school premises.
- ❖ As the medium of instruction in the school is English. So, children should be helped to follow their work easily and intelligently by a certain amount of regular conversation in English at home.
- ❖ As soon as the diary is issued, the parents should fill in all the required data and sign in the spaces provided.
- ❖ Parents should sign the school diary daily. Daily assignment, irregularity in
 - a) Completion of assignment
 - b) Bringing of Books.
 - c) Wearing proper uniform, or any other instruction and circulars given should be acknowledged by signing the diary at the respective spaces provided.
- ❖ Legitimate complaints should be brought to the knowledge of the Principal without delay.
- ❖ Please ensure that the child is sent neatly dressed. Nails should be trimmed regularly. Expensive jewellery and watches, nail polish and make up is not permitted.
- ❖ Encourage the children to participate in all curricular and co-curricular activities. This is very necessary for gaining self-confidence and self-satisfaction

MODE OF EXAMINATION

1. The First Term examination will be held in the month of September , Second term examination will be held in December and Annual examination will be held in the month of February / March.
2. Grading System is in the paper of Drawing, Music / Dance, G.K., Naitik Shiksha, Health & Physical Education.
3. A student must pass separately in both (Written+ Practical) exams.
4. Duration of each paper will be of three hours.
5. Marks of first term will be added in Annual Exams.

TEACHER SHOULD KEEP IN MIND

1. Use a variety of tools (Oral, Projects, Presentation).
2. Understand different learning styles and abilities.
3. Develop child's individual's skills, interests, attitudes and motivation.
4. Monitor the changes taking place in a child's learning, behavior and progress over time.
5. Share the assessment criteria with the students.
6. Allow peer and self-assessment.
7. Give an opportunity to the students to improve.
8. Use an "Indoor Voice" when speaking in the class.

VALUE EDUCATION

TOPIC

APRIL

Courtesy & Co-operation:

Recognition of mutual interdependence with others resulting in Polite treatment and respect.

- Politeness
- Sympathy
- Civility
- Collaboration
- Assistance

MAY

Kindness & Generosity:

Concern for suffering or distress of others.

- Affection
- Decency
- Gentleness
- Altruism
- Support

JUNE

Accountability & Commitment:

Responsibility for one's actions and their consequences.

- Liability
- Blame worthiness
- Answerability
- Promise
- Responsibility

JULY

Nurture the Nature/

Conservation:

Avoid wastage and pollution of Natural resources.

- Natural Environment
- Care and Conservation of Land, Clean Air and Pure Water

AUGUST

Honesty & Integrity:

The quality or fact of being truthful, upright & fair.

- Truthful
- worthy of confidence
- Trustworthy
- Patient
- Sincere

SEPTEMBER

Safety & Security:

Condition of being protected from danger or risk.

- Immunity
- Assurance
- Defence
- Protection
- Precautions

OCTOBER

Respect & Forgiveness:

Treat others the way you like to be treated. Care for others and Environment.

- Respect for Creator
- Respect for Others
- Respect for authority
- Respect for environment
- Respect for health

NOVEMBER

Tolerance & Acceptance:

To respect someone's Belief & Choices.

- Tolerate Others
- Co-operate and Encourage Others
- Empathy for others
- Harmony

DECEMBER

Care & Compassion:

Concern for Sufferings of others & being Sympathetic.

- Love for Living Beings
- Attitude of Kindness
- Generous
- Courtesy
- Empathy
- Self- Heartedness

JANUARY

Loyalty & Patriotism:

Faithfulness to a person, institution, custom or idea to which one is bound by duty, pledge or a promise.

- Faithfulness
- Dutiful
- Steadfast
- Trustfulness
- Trustworthy
- Patriotic

FEBRUARY

Time Management:

Ability to use one's time effectively.

- Right Activity
- Effective Planning
- Setting Deadlines
- Setting Goals & Objectives

MARCH

Excellence / Doing Your Best:

Strive to achieve best at all times and to be good.

- Be Curious
- Help others to improve
- Focus on Task
- Identify Your Goals
- Hard Work


ENGLISH
UNIT - I**APRIL TO AUGUST****BOOKS** : 1. My English Reader 2. English Practice Book **Publication:** DAV Publication**GENERAL AIMS & OBJECTIVES.**

1. To create student's interest in English.
2. To enable the students to communicate effectively.
3. To enable the students to use four language Skills; listening, speaking, reading and writing
4. To enhance their knowledge with appropriate strategies, games and activities.
5. To enable the students to use grammar, structures and other grammatical forms accurately.

COMMON INSTRUCTIONS

1. New words of each chapter must be written in notebook.
2. Make sentences of each chapter must be written by the students. Teacher will guide them to make the different sentences.
3. Teacher will conduct one comprehension passage every month.
4. Dictation and evaluation test (oral/ written) must be taken after completion of each chapter.
5. E Smart contents must be explained to the students.

Note - Tests must be conducted after completion of every chapter.**APRIL**

Lesson No./ Topic	No. of Periods	Activities	Teaching Aids/ Technology
Lesson-1 Sheetal (Reader Book)	2	Circle Out Verbs	-
Lesson-1 Sheetal (Practice Book)	2	-	Classroom Objects.
Lesson -2 Riddle time. (Reader Book)	1	Riddles on classroom objects	Text Book.
Lesson-2 Riddle time. (Practice Book)	2	Riddles on classroom objects	Text Book.
Lesson-3 Puss and the Parrot (Reader Book)	4	-	Text book/ Green Board

Lesson-3 Puss and the Parrot (Practice Book)	1	Joining Broken Words Curriculum Guidelines Pg 12	Text Book/ Green Board
Lesson- 4 Helpful Friends (Reader Book)	4	-	Text Book/ Green Board
Lesson-4 Helpful Friends (Practice Book)	2	Word Train Curriculum Guidelines Pg no. 12	E-Smart board
Change the Numbers	1	Classroom Objects	Flash Cards
Creative Writing - Make Sentences	1		Notebook
E-wiz kid: Fishing Game, Ball Game	1	Students will participate in game turn wise	E -wiz C D

MAY

Lesson No./ Topic	No. of Periods	Activities	Teaching Aids/ Technology
Lesson -5 Little Poem (Reader Book)	1	Students will recite poem with expressions and voice modulation.	Text Book
Lesson -6 A spark in the dark (Reader Book)	4	Be quick game Pg No- 17	Text Book
Lesson -5 A spark in the dark (Practice Book)	1	-	Text Book/ Green Board
Lesson -7 The Sailing Trip (Reader Book)	4	Rhyming Words Curriculum Guidelines Pg no. 8	Text Book/ Flash Cards
Lesson -6 The Sailing Trip (Practice Book)	2	-	Charts / E - Smart Board
Lesson -8 Mouse in the House (Only for Reading)	1	Word Building Game. Curriculum Guidelines Pg no. 12	Text Book/ Flash Cards
Lesson -7 Mouse in the House (Practice Book)	1		Charts / E - Smart Board
Opposite Words (10)	1	Pot Game +Live Examples	Classroom Objects
Application For Urgent Piece Of Work	1	Teacher will explain the format of Application.	
Creative Writing + Make Sentences	1		Notebook

E-wiz kid: Penguin Play,
Road Roller +Comprehension

1

Students will participate
In game + worksheet

E wiz C D

JUNE SUMMER VACATION**JULY**

Lesson No./ Topic	No. Of Periods	Activities	Teaching Aids/ Technology
Lesson -9 The Rainbow (Poem) (Reader Book)	1	Students will recite poem with voice modulation and expressions	Text Book
Lesson-10 (Reader Book) The Magic Matchbox	3	Sound blend Pg no.34	Text Book
Lesson-8 (Practice Book) The Magic Matchbox	1	Look & Speak Curriculum Guidelines Pg no.- 11	Flash Cards
Lesson-11 (Reader Book) Where is the Pink Whale?	3	Jumbled Words Pg no.12	Text Book/ Flash Cards
Lesson -9 (Practice Book) Where is the Pink Whale?	1	Read and Act	Text Book / Flash Cards
Lesson- 12 The Crow' s Nest (Only for Reading)	1	Jump into the pond Pg no.48	Text Book/ Flash Cards
Lesson-10 The Crow' s Nest (Practice Book)	1	Look and Explain	Classroom Objects
Lesson-13 The Foamy Soap (Only For Reading)	1	Rhyming Words	Text Book/ Flash Cards
Lesson -11 The Foamy Soap (Practice Book)	1	Rhyming Words/ Be quick game	Text Book/ Flash Cards
Lesson-15 (Reader Book) When I was a Baby?	1	Encircle the Helping Verbs	Charts
Lesson-12 (Practice Book) When I was a Baby?	1	-	Text Book/ Green Board
Change the Gender(10)	1	Pot Game +Live Examples	Flash Cards
Composition- My House	1	-	Notebook
Creative Writing- Comprehension + Make Sentences	1	-	Notebook
E-wiz kid : Cross the Pond, Alladin in the sky	1	Students will participate in game turn wise	E - wiz C D

AUGUST - Revision**SEPTEMBER - ASSESSMENT-I**



पुस्तकें 1. भाषा माधुरी

2. भाषा अभ्यास

प्रकाशन : डी. ए. वी. प्रकाशन

उद्देश्य

1. सौंदर्य बोध, मौलिक लेखन एवं सृजनात्मक प्रवृत्ति का विकास करना।
2. भाषा एवं साहित्य के प्रति रुचि उत्पन्न करना।
3. स्वाध्याय की प्रवृत्ति का विकास करना।
4. शब्द भंडार की वृद्धि एवं वातावरण का समुचित ज्ञान प्राप्त करना।
5. भाषा के, शुद्ध व प्रभावपूर्ण प्रयोग की क्षमता विकसित करना।

निर्देश

1. पाठन क्रिया तथा लिखाई पर बल दिया जाए।
2. प्रत्येक पाठ का श्रुतलेख, लिया जाए व वाक्य बनाओ करवाए जाएँ।
3. पाठ के अंत में लिखी गई प्रत्येक गतिविधि को साथ- साथ करवाया जाए।
4. E-wiz Kid की प्रत्येक गतिविधि, हर माह ली जाए।

नोट - प्रत्येक पाठ के अंत में टैस्ट लिया जाएगा।

अप्रैल

पाठ का नाम / विषय	कालांश	गतिविधियाँ	सहायक सामग्री
पाठ -1 सीखो कविता (भाषा माधुरी + भाषा अभ्यास)	2	बच्चे कविता सीखो का सस्वर गायन करेंगे।	पाठ्य पुस्तक
पुनरावृत्ति (भाषा अभ्यास)	3		पाठ्य पुस्तक
पाठ -2 ठीक काम करें (भाषा माधुरी + भाषा अभ्यास)	6	पाठ के आधार पर शब्दों से वाक्य पूरे करवाना।	पाठ्य पुस्तक
पाठ -3 दादी का गाँव (भाषा माधुरी + अभ्यास)	6	गाँव के विषय में बच्चों को जानकारी देना।	गाँव का चार्ट / गाँव से जुड़ी चीज़ें दिखाना
लिंग बदलो	1	वार्तालाप विधि।	चार्ट

मई

पाठ का नाम / विषय	कालांश	गतिविधियाँ	सहायक सामग्री
पाठ -4 मेहनत का फल (भाषा माधुरी + अभ्यास)	7	छात्रों को कूड़ेदान के सही प्रयोग से अवगत करवाना।	पाठ्य पुस्तक

पाठ -5 जन्मदिन केवल पढ़ने के लिए	3	आप अपना जन्मदिन कैसे मनाते हैं? (सामूहिक चर्चा)	पाठ्य पुस्तक
पाठ-6 दाँत का दर्द (भाषा माधुरी +अभ्यास)	7	नाट्य रूपांतरण	दाँतो को साफ़ करने के लिए प्रयोग होने वाले टूथपेस्ट छात्रों को दिखाना ।
पठित गद्यांश	1	वर्कशीट	
निबंध (मेरी माता जी)	1	वार्तालाप विधि।	लिखित परीक्षण।

जून - ग्रीष्मावकाश

जुलाई

पाठ का नाम / विषय	कालांश	गतिविधियाँ	सहायक सामग्री
पाठ-7 बाल दिवस (भाषा माधुरी +अभ्यास)	7	बाल दिवस संबंधित ज्ञान प्रदान करना ।	चाचा नेहरू जी की तस्वीर या चार्ट
पाठ-8 प्यारे पेड़ (भाषा माधुरी +अभ्यास)	7	छात्रों को किन्हीं चार पेड़ों के नाम बताने को कहना ।	बगीचे में पेड़ों के विषय में बताना।
गिनती 1 से 10	1	बच्चों से गिनती बुलवाना	चार्ट
रचनात्मक लेखन – वाक्य बनाओ	1	-	-
अपठित गद्यांश	1	वर्कशीट	-
कहानी	1	श्रवण कौशल	मौखिक प्रश्नावली

अगस्त - दोहराई

सितम्बर - मूल्यांकन।

MATHEMATICS

Book : Primary Mathematics

Publication: DAV Publication

GENERAL AIMS & OBJECTIVES:

1. To help the child to think logically.
2. To understand the numerical and spatial relationship among the objects and activities.
3. To know the sequence of numbers from 0 to 999.

4. To enable the child to understand various Mathematical symbols.
5. To apply his/her knowledge in real life situations.

NOTE:

1. Activities must be taken from curriculum guidelines and E-WIZ KID to clear the concept.
2. Mental ability will be observed through MCQ's worksheets.
3. Problem sums given in the book must be done in the notebook.
4. Table drilling and dodging tables must be taken regularly.
5. Students should do maximum written practice.

NOTE: Tests must be taken after completion of every chapter.

APRIL

Unit No. / Topic	No. of Periods	Activities	Teaching Aids / Technology
Unit - 1 (Numbers till 100)	7	Chasing game, E- wiz kid, Jumping go	Abacus, Flashcards
Unit - 2 (Numbers upto 999)	7	Warm up Exercises, E-wiz kid - Car Race	E- Smart Board
Tables (2 to 5)	3	Drill	Charts

MAY

Unit No./Topic	No. of Periods	Activities	Teaching Aids/ Technology
Unit - 3 Addition	12	Daily life problems, E-Wiz Kid, Hungry Monkey	Classroom Objects With Examples
Unit- 4 Subtraction	12	E- Wiz Kid, Cross the Puzzle	Classroom Objects , Real Life Situation
Tables 6 to 10	2	Drill	Charts and Videos

JUNE**SUMMER VACATION****JULY**

Unit No./Topic	No. of Periods	Activities	TeachingAids/ Technology
Unit- 6 Shapes	7	Drawing E- Wiz Kid- Tile Trouble	Three - D Shapes
Mental Maths	1	Worksheet	

AUGUST : Revision

SEPTEMBER : ASSESSMENT I


SCIENCE / E.V.S
Book : My Living World**Publications:** DAV College Managing Committee**GENERAL AIMS & OBJECTIVES :**

1. To inculcate awareness about environment concept.
2. To create curiosity and interest in surroundings.
3. To promote student's logical thinking.
4. To enable the students to learn through practical methods.
5. To inculcate problem solving attitude in them.
6. To develop life skill attitude in students.
7. To develop respect towards Mother Nature.

Note:

1. Difficult words of each chapter must be written and dictation must be taken.
2. Question /Answers of each chapter must be written in notebook.
3. Extra questions related to each chapter must be given.
4. Environmental sensitivity will be observed through MCQs of each chapter.

Note : Test must be taken after completion of every test.**APRIL**

Lesson No./ Topic	No. of Days	Activities	Teaching Aids/ Technology
Lesson-1 More About Me	6	Body movements to understand different functions.	Child itself, Smart board, Text book
Lesson -2 More on personal Cleanliness and Good Habits	6	1. To prepare hygiene kit by using ear bud, napkins, paper soap and wet wipes etc. 2. Paste pictures of things used to keep ourselves clean in scrap file. 3. Draw diagrams of any five things which keep us clean.(in notebook)	E Wiz kid : Basket Ball, Hot seat + Real objects

MAY

Lesson No./ Topic	No. of Days	Activities	Teaching Aids/ Technology
Lesson -3 Our Food	6	Classification of Food	Samples of food we get from plants and animals.
Lesson- 4 Our Clothes	6	Classroom discussion	Smart board Modules
Lesson - 5 A House to Live	6	Paste pictures of different types of houses.	Group Discussion

JUNE**SUMMER VACATION****JULY**

Lesson No./ Topic	No. of Days	Activities	Teaching Aids/ Technology
Lesson- 6 Neighbourhood	6	1. Count down ten games Curriculum Guidelines (Pg no.29) 2. Paste pictures of important places like School, Temple, Hospital etc.	Smart board+ Flash card/Chart
Lesson- 7 Plants Around us	7	1. Classifying leaves and flowers as per their size and colour. 2. Paste leaves and flowers in scrap file.	Nature walk

AUGUST : Revision**SEPTEMBER : ASSESSMENT I****Group Discussion Topics:**

1. Good Habits
2. Personal Cleanliness
3. Our Clothes
4. Neighbourhood
5. Plants
6. Our Food



ਪੁਸਤਕ - ਸਵਰ ਹੁਲਾਰੇ

ਫੋਰਚਿਊ ਪਬਲਿਕੈਸ਼ਨ
ਡੀ ਏ ਵੀ ਅੱਡੀਸ਼ਨ**ਪੰਜਾਬੀ ਭਾਸ਼ਾ ਦੇ ਉਦੇਸ਼:**

1. ਮਾਤ ਭਾਸ਼ਾ ਰਾਹੀਂ ਸਹਿਜੇ ਹੀ ਗਿਆਨ ਹਾਸਲ ਕਰਨਾ।
2. ਮਾਤ ਭਾਸ਼ਾ ਪੰਜਾਬੀ ਪ੍ਰਤੀ ਮੋਹ ਪਿਆਰ ਪੈਦਾ ਕਰਨਾ।
3. ਪੰਜਾਬੀ ਭਾਸ਼ਾ ਰਾਹੀਂ ਪੰਜਾਬੀ ਸੱਭਿਆਚਾਰ ਨਾਲ ਜੋੜਨਾ।
4. ਮਾਤ ਭਾਸ਼ਾ ਦੇ ਗਿਆਨ ਰਾਹੀਂ ਜੀਵਨ - ਜਾਂਚ ਸਿਖਾਉਣਾ।

ਨੋਟ:-

1. ਸ਼ੁੱਧ ਉਚਾਰਣ ਵੱਲ ਖਾਸ ਧਿਆਨ ਦਿੱਤਾ ਜਾਵੇਗਾ।
2. ਸਾਰੇ ਪਾਠਾਂ ਦੇ ਅਭਿਆਸ ਪੂਰੇ ਕਰਵਾਏ ਜਾਣਗੇ।
3. ਹਰੇਕ ਪਾਠ ਦੇ ਭੁਲਾਵੇ ਸ਼ਬਦ ਲਿਖਵਾਏ ਜਾਣਗੇ।
4. ਹਰ ਇਕ ਮਾਤਰਾ ਦਾ ਬੋਲ ਲਿਖਤ ਲਿਆ ਜਾਵੇਗਾ ਅਤੇ ਸੁਧਾਰ ਕਮ ਕਰਵਾਇਆ ਜਾਵੇਗਾ।

ਨੋਟ - ਹਰੇਕ ਪਾਠ ਪੂਰਾ ਹੋਣ ਤੋਂ ਬਾਅਦ ਟੈਸਟ ਲਾਜ਼ਮੀ ਲਿਆ ਜਾਵੇ।

ਅਪ੍ਰੈਲ

ਵਿਸ਼ਾ	ਦਿਨ	ਗਤੀਵਿਧੀਆਂ	ਸਹਾਇਕ ਸਮੱਗਰੀ
ਪਾਠ ਪੁਸਤਕ - ਓ ਤੋਂ ਲ ਪੈਂਤੀ ਅੱਖਰੀ। ਅਗਲੇਰੇ ਅਤੇ ਪਿਛਲੇਰੇ ਅੱਖਰ ਅਤੇ ਅਭਿਆਸ ਪੇਜ ਨੰਬਰ:- 3 ਤੋਂ 6 ਤੱਕ	4	ਦੇਖੇ ਤੇ ਬੋਲੇ	ਪਾਠ ਪੁਸਤਕ, ਕਾਪੀ, ਗ੍ਰੀਨ / ਸਮਾਰਟ ਬੋਰਡ, ਫਲੈਸ਼ ਕਾਰਡ
ਮੁਕਤਾ (ਅੱਖਰ ਜੋੜ, ਦੇ, ਤਿੰਨ, ਚਾਰ ਅੱਖਰੀ ਸ਼ਬਦ, ਚਿੱਤਰ ਦੇਖ ਕੇ ਨਾਂ ਲਿਖੇ, ਖਾਲੀ ਥਾਂਵਾਂ ਅਤੇ ਵਾਕ ਬਣਾਓ, ਮਿਲਾਨ ਕਰੋ, ਅਭਿਆਸ) ਪੇਜ ਨੰਬਰ:- 7 ਤੋਂ 9 ਤੱਕ, ਮੁਹਾਰਨੀ ਪਹਿਲੀ ਲਾਈਨ	7	ਲੇਟੇ ਖੇਡ	ਪਾਠ ਪੁਸਤਕ, ਕਾਪੀ, ਗ੍ਰੀਨ / ਸਮਾਰਟ ਬੋਰਡ, ਚਾਰਟ
ਕੰਨਾ (ਅੱਖਰ ਜੋੜ, ਦੇ, ਤਿੰਨ, ਚਾਰ ਅੱਖਰੀ ਸ਼ਬਦ, ਚਿੱਤਰ ਦੇਖ ਕੇ ਨਾਂ ਲਿਖੇ, ਖਾਲੀ ਥਾਂਵਾਂ ਅਤੇ ਵਾਕ ਬਣਾਓ, ਮਿਲਾਨ ਕਰੋ, ਅਭਿਆਸ) ਪੇਜ ਨੰਬਰ:-10 ਤੋਂ 13 ਤੱਕ, ਮੁਹਾਰਨੀ ਦੂਜੀ ਲਾਈਨ	7	ਦੇਖੇ ਤੇ ਬੋਲੇ	ਪਾਠ ਪੁਸਤਕ, ਕਾਪੀ, ਗ੍ਰੀਨ / ਸਮਾਰਟ ਬੋਰਡ, ਫਲੈਸ਼ ਕਾਰਡ

ਰੰਗਾਂ ਦੇ ਨਾਂ (10)	1	ਇੰਦਰਧਨੁਸ਼ ਵਿਖਾਇਆ ਜਾਵੇਗਾ ।	ਪਾਠ ਪੁਸਤਕ ,ਕਾਪੀ ,ਗ੍ਰੀਨ / ਸਮਾਰਟ ਬੋਰਡ , ਚਾਰਟ
ਬੇਲਣ ਕਲਾ - ਮੇਰਾ ਸਕੂਲ	1	-----	----
ਕਿਰਿਆਤਮਕ ਕੰਮ - ਬੋਲ ਲਿਖਤ	1		ਕਾਪੀ, ਗ੍ਰੀਨ / ਸਮਾਰਟ ਬੋਰਡ
ਸੁਣਨ ਕਲਾ - ਕਹਾਣੀ (ਕੋਈ ਇੱਕ)	1		

ਮਈ

ਵਿਸ਼ਾ	ਦਿਨ	ਗਤੀਵਿਧੀਆਂ	ਸਹਾਇਕ ਸਮੱਗਰੀ
ਸਿਹਾਰੀ (ਅੱਖਰ ਜੋੜ , ਦੇ, ਤਿੰਨ, ਚਾਰ ਅੱਖਰੀ ਸ਼ਬਦ , ਚਿੱਤਰ ਦੇਖ ਕੇ ਨਾਂ ਲਿਖੋ , ਖਾਲੀ ਥਾਂਵਾਂ ਅਤੇ ਵਾਕ ਬਣਾਓ , ਮਿਲਾਨ ਕਰੋ , ਅਭਿਆਸ) ਪੇਜ ਨੰਬਰ:- 14 ਤੋਂ 17 ਤੱਕ, ਮੁਹਾਰਨੀ ਤੀਜੀ ਲਾਈਨ	7	ਸ਼ਬਦ ਰੇਲ	ਪਾਠ ਪੁਸਤਕ, ਕਾਪੀ, ਗ੍ਰੀਨ / ਸਮਾਰਟ ਬੋਰਡ, ਚਾਰਟ
ਬਿਹਾਰੀ (ਅੱਖਰ ਜੋੜ , ਦੇ, ਤਿੰਨ, ਚਾਰ ਅੱਖਰੀ ਸ਼ਬਦ , ਚਿੱਤਰ ਦੇਖ ਕੇ ਨਾਂ ਲਿਖੋ , ਖਾਲੀ ਥਾਂਵਾਂ ਅਤੇ ਵਾਕ ਬਣਾਓ , ਮਿਲਾਨ ਕਰੋ , ਅਭਿਆਸ) ਪੇਜ ਨੰਬਰ:-18 ਤੋਂ 21 ਤੱਕ, , ਮੁਹਾਰਨੀ ਚੌਥੀ ਲਾਈਨ	7	ਲੋਟੇ ਖੇਡ	ਪਾਠ ਪੁਸਤਕ, ਕਾਪੀ, ਗ੍ਰੀਨ / ਸਮਾਰਟ ਬੋਰਡ, ਚਾਰਟ
ਫਲਾਂ ਦੇ ਨਾਂ (10)	1	ਫਲਾਂ ਦੇ ਮਹੱਤਵ ਬਾਰੇ ਬੱਚਿਆਂ ਨੂੰ ਦਸਣਾ	ਕਾਪੀ ,ਗ੍ਰੀਨ / ਸਮਾਰਟ ਬੋਰਡ
ਬੇਲਣ ਕਲਾ - ਕਵਿਤਾ - ਰੇਲ ਗੱਡੀ	1	ਹਾਵ ਭਾਵ ਰਾਹੀਂ ਉੱਚਾਰਨ	ਪਾਠ ਪੁਸਤਕ
ਕਿਰਿਆਤਮਕ ਕੰਮ - ਬੋਲ ਲਿਖਤ	1		ਕਾਪੀ, ਗ੍ਰੀਨ / ਸਮਾਰਟ ਬੋਰਡ
ਸੁਣਨ ਕਲਾ - ਕਹਾਣੀ (ਕੋਈ ਇੱਕ)	1		

ਜੂਨ - ਗਰਮੀ ਦੀਆਂ ਛੁੱਟੀਆਂ**ਜੁਲਾਈ**

ਵਿਸ਼ਾ	ਦਿਨ	ਗਤੀਵਿਧੀਆਂ	ਸਹਾਇਕ ਸਮੱਗਰੀ
ਐਂਕੜ (ਅੱਖਰ ਜੋੜ , ਦੇ, ਤਿੰਨ, ਚਾਰ ਅੱਖਰੀ ਸ਼ਬਦ , ਚਿੱਤਰ ਦੇਖ ਕੇ ਨਾਂ ਲਿਖੋ , ਖਾਲੀ ਥਾਂਵਾਂ ਅਤੇ ਵਾਕ ਬਣਾਓ , ਮਿਲਾਨ ਕਰੋ , ਅਭਿਆਸ) ਪੇਜ ਨੰਬਰ:-22 ਤੋਂ 25 ਤੱਕ, ਮੁਹਾਰਨੀ ਪੰਜਵੀ ਲਾਈਨ	7	ਸ਼ਬਦ ਰੇਲ	ਪਾਠ ਪੁਸਤਕ, ਕਾਪੀ, ਗ੍ਰੀਨ / ਸਮਾਰਟ ਬੋਰਡ, ਚਾਰਟ

ਦੂਲੈਂਕੜ (ਅੱਖਰ ਜੋੜ , ਦੇ, ਤਿੰਨ, ਚਾਰ ਅੱਖਰੀ ਸ਼ਬਦ , ਚਿੱਤਰ ਦੇਖ ਕੇ ਨਾਂ ਲਿਖੇ , ਖਾਲੀ ਥਾਂਵਾਂ ਅਤੇ ਵਾਕ ਬਣਾਓ , ਮਿਲਾਨ ਕਰੋ , ਅਭਿਆਸ) ਪੇਜ ਨੰਬਰ:- 26 ਤੋਂ 29 ਤੱਕ, ਮੁਹਾਰਨੀ ਛੇਵੀਂ ਲਾਈਨ	7	ਸ਼ਬਦ ਰੇਲ	ਪਾਠ ਪੁਸਤਕ, ਕਾਪੀ, ਗ੍ਰੀਨ / ਸਮਾਰਟ ਬੋਰਡ, ਚਾਰਟ
ਸਬਜ਼ੀਆਂ ਦੇ ਨਾਂ (10)	1	ਸਬਜ਼ੀਆਂ ਦੇ ਮਹੱਤਵ ਬਾਰੇ ਬੱਚਿਆਂ ਨੂੰ ਦਸਣਾ	ਕਾਪੀ ,ਗ੍ਰੀਨ / ਸਮਾਰਟ ਬੋਰਡ
ਕਿਰਿਆਤਮਕ ਕੰਮ - - ਬੋਲ ਲਿਖਤ	1		ਕਾਪੀ, ਗ੍ਰੀਨ / ਸਮਾਰਟ ਬੋਰਡ

ਅਗਸਤ - ਦੁਹਰਾਈ

ਸਤੰਬਰ - ਮੁਲਾਂਕਣ ।

COMPUTER

IMPORTANCE OF COMPUTER EDUCATION

Computer technology has a deep impact on the education sector. Imparting education has become easier and much more interesting than before. Computers have changed the way we study / work, be it any course / profession. Computer play a vital role in every field especially in education. That is why the education system has made computer education a part of school curriculum. Considering the use of computer technology in almost every sphere of life, it is important for everyone to have at least the basic knowledge of using computers.

AIMS & OBJECTIVES :

1. Foremost aim is to make the students Technology savvy.
2. To enable the students to use computer Effectively.
3. To Create interest in Computer working.
4. To tell them about the importance of Computer.
5. To provide basic skills to the students through Practicals.

INSTRUCTIONS FOR THE TEACHER:

1. It is necessary to take students to the lab once a week according to fix time table.
2. Teacher will look after each & every child in lab.
3. Teacher will make it sure that all the students have performed the lab activity or not.

INSTRUCTIONS FOR THE STUDENTS :

1. Sit according to Roll No. in lab.
2. Don't change the control panel settings.
3. Follow all the Rules & Regulations of Lab + Instruction of the teacher

APRIL**General Questions**

Q 1. What is a computer?

Ans. Computer is an electronic machine.

Q 2. What is C.P.U.?

Ans. C.P.U. is the processor of Computer.

Q3 Write the names of any two input devices .

Ans. Mouse, Keyboard

Q 4. Write the names of any two Output devices.

Ans. Monitor, Printer

Q 5. Name various parts of computer.

Ans. Monitor, Mouse, Keyboard, C.P.U.

Q 6. Tell two features of computer.

Ans. (I) It works very fast. (II) It never gets tired .

Q 7. How many Buttons are there on a mouse?

Ans. There are three buttons on a mouse.

Lab Activity

1. Introduce computer.
2. Demonstrate various parts of computer.
3. Turn ON and OFF computer.

MAY**General Questions**

Q.1 Who is known as the father of computer?

Ans. Charles Babbage

Q.2 What is called as the brain of computer?

Ans. C.P.U. is the brain of computer.

Q.3 Who works fast – a computer or a man?

Ans. A computer works fast.

Q.4 Which is the fastest computer?

Ans. Super Computer

Q.5 What do we use to take work done from one computer to another ?

Ans. Pen Drive

Q.6 What is the full form of C.P.U. ?

Ans Central Processing Unit

Q.7 Name the places where computer are used ?

Ans. Schools, Offices ,Railway station , Hospitals , Banks .

Lab Activity Open the Paint Window & Draw Colourful pictures using various tools.

JUNE SUMMER VACATION

JULY

General Questions

Q.1 Which button makes the window big?

Ans. Maximize Button

Q.2 What is a printer?

Ans Printer is an output device.

Q.3 How many types of printer are there?

Ans There are two types of printer.

Q.4 Which tool is used to draw a circle?

Ans. Ellipse tool

Q.5 Which button is used to shut the window?

Ans. Shut down button.

Q.6 Which device helps us to take print out of a file?

Ans. Printer

Q 7 Which tool is used to erase the part of drawing?

Ans. Eraser Tool

Lab Activity

1. Open the Paint Window & Draw.
2. Colourful pictures using various tools.

AUGUST**Revision****SEPTEMBER****ASSESSMENT I**


VISUAL ART

Book : Step By Step**Publication:** DAV Publication**Aims & Objectives:**

1. . To develop observation, imagination and self expression, to be able to put thoughts on paper through art.
2. To enjoy the art work.
3. To express individually.
4. To work confidently with the variety of material.
5. To utilize leisure time and extra energy.

Common Instructions:

1. Students must bring their Step by Step Book & Drawing file according to time table.
2. Students must bring their own drawing material like HB pencil, Non-Dust Eraser, Pencil Colour, Crayon colour etc.
3. Students should use their creatives & imagination skill while drawing & performing craft.
4. Difficult topics must be practiced in drawing file.
5. Teachers should prepare the activities mentioned in study plan in advance.

APRIL

Step by Step	Drawing File Objects	No. of Periods	Activity	Teaching Aids
Page no. 2 to 8	Draw and colour a bird	6	Paper flowers	E- Smart Board, Green Board

MAY

Step by Step	Drawing File Objects	No. of Periods	Activity	Teaching Aids
Page no. 9 to 14	Draw and Colour Fruit study	8	Clay - Moulding	E- Smart Board, Green Board, Chalk

JUNE SUMMER VACATION**JULY**

Step by Step	Drawing File Objects	No. of Periods	Activity	Teaching Aids
Page no. 15 to 21	Draw and colour Tree Study & Landscape	8	Collage	E- Smart Board, Green Board, chalk

AUGUST : PRACTICE
SEPTEMBER : ASSESSMENT I


GENERAL KNOWLEDGE
AIMS AND OBJECTIVES:

1. To enable the students to speak appropriately, correctly and intelligently.
2. To motivate students to express themselves orally.
3. To provide current and additional knowledge to students.

APRIL

Project Work : Prepare a beautiful collage of great personalities of India.

Speaking Skills : Topic - Self Introduction (6-8 Lines)

1. My name is _____. I am _____ years old .
2. I study in 2nd Class in DAV School ,Samana.
3. My father is a _____ .
4. My mother is a _____.
5. I am fond of eating _____ .
6. I like to play _____ .
7. I am regular and punctual .
8. I love and respect all.

General Questions :

Q.1.What is the full form of DAV ?

Ans. Dayanand Anglo Vedic.

Q.2.When and where was first DAV institution established ?

Ans.In Lahore,on 1st June,1886.

Q.3.In which state do you live ?

Ans.I live in Punjab .

Q.4. In which country do you live ?

Ans. I live in India.

Q.5. Name the Capital of India .

Ans. The Capital of India is New Delhi.

Q.6. Who is the Prime Minister of India ?

Ans. The Prime Minister of India is Sh. Narendra Modi .

Q.7. Who is the Chief Minister of Delhi?

Ans. The Chief Minister of Delhi is Sh. Arvind Kejriwal.

Q.8. Name any 3 National Festivals of India. .

Ans. Gandhi Jayanti, Independence Day, Republic Day .

Q.9. Name colours of National Flag.

Ans. Saffron, White and Green.

Q.10. How many days are there in a year ?

Ans. There are 365 days in a year (366 days in a leap year).

MAY

Project Work : Paste pictures of National Symbols

Speaking Skill : MY COUNTRY

1. India is my country.
2. It has 28 states.
3. New Delhi is the Capital of India.
4. Bharat is the official name of India.
5. People speak different languages here.
6. I feel proud to be an Indian.
7. I love my country very much. Jai Hind.

General Questions:

Q.1. How many states are there in India ?

Ans. There are 28 states.

Q.2. What is the colour of Ashok Chakra ?

Ans. The colour of Ashok Chakra is Blue.

Q.3. How many spokes are there in Ashoka Chakra?

Ans. There are 24 spokes.

Q.4. Name the National Animal of India.

Ans. Tiger is the National Animal of India.

Q.5. Name the National Game of India.

Ans. Hockey is the National Game of India.

Q.6. Which is our National Anthem?

Ans. Our National Anthem is Jana-Gana-Mana.

Q.7. Who is the president of India?

Ans. The president of India is Sh.Ram Nath Kovind.

Q.8. When do we celebrate Children Day?

Ans. We celebrate Children Day on 14th November.

Q.9. In which direction does the sun rise?

Ans. The Sun rises in the East.

Q.10. When do we celebrate Gandhi Jayanti ?

Ans. We celebrate Gandhi Jayanti on 2nd October.

JUNE **SUMMER VACATION**
JULY

Project Work : Paste 5 pictures of Different Monuments of India and Our Helpers.

Speaking Skills :

MY PRINCIPAL

1. Sh.Mohan Lal Sharma is our School Principal.
2. He is an M.A., B.Ed., Ph.D.
3. He is very able and hardworking.
4. He is very kind and helping.
5. He is very fond of cleanliness and discipline.
6. He loves all students.
7. He is our role model.
8. He is a good leader to lead his team.
9. He is very honest.
10. We feel proud of our School Principal.

AUGUST : **Revision**

SEPTEMBER : **ASSESSMENT I**

नैतिक शिक्षा

पुस्तक : धर्म शिक्षा

प्रकाशन: डी.ए.वी. प्रकाशन

उद्देश्य :

1. छात्र-छात्राओं में ईश्वर - भक्ति का भाव उत्पन्न करना ।
2. माता-पिता , बुजुर्गों एवं गुरुजनों के प्रति सम्मान व सेवा भावना उत्पन्न करना ।
3. धार्मिक रुचि उत्पन्न करना और अच्छी आदतें डालना ।
4. छात्रों को सदाचारी , शिष्टाचारी बनने पर जोर देना ।
5. सत्य बोलने और झूठ छोड़ने के लिए प्रेरित करना ।

अप्रैल

पाठ का नाम /विषय	कालांश	गतिविधियाँ	सहायक सामग्री
यज्ञ महिमा (पहली छःपंक्तियाँ)	2	बच्चे सस्वर यज्ञ महिमा का गायन करेंगे ।	—
पाठ-1 प्रार्थना (तुम्हीं हो माता-पिता तुम्हीं हो)	2	बच्चे प्रार्थना याद करेंगे ।	—
पाठ-2 (ओंकार परिचय)	1	ओ३म् के महत्व का परिचय देना।	—

मई

पाठ का नाम /विषय	कालांश	गतिविधियाँ	सहायक सामग्री
गायत्री मंत्र		—	—
पाठ-3 ओ३म् की महिमा	2	लय -स्वर सहित गायन	पुस्तक
पाठ-4 ओ३म् का लेखन	1	—	पुस्तक

जून

ग्रीष्मावकाश

जुलाई

पाठ का नाम /विषय	कालांश	गतिविधियाँ	सहायक सामग्री
पाठ-5 गायत्री मंत्र ' तूने हमें पैदा किया '	2	—	पुस्तक
गायत्री मंत्र अर्थगान मौखिक	2	—	—

अगस्त

पाठ का नाम/विषय	कालांश	गतिविधियाँ	सहायक सामग्री
पाठ-6 कृतज्ञता	2	सामूहिक चर्चा	पुस्तक
पाठ-7 कर्तव्य	2	सामूहिक चर्चा	पुस्तक

अगस्त करवाए गए कार्य की दोहराई

सितम्बर : मूल्यांकन ।

HEALTH & PHYSICAL EDUCATION

AIMS & OBJECTIVES:

1. Interact with natural world in a positive manner.
2. Develop qualities such as leadership, team spirit, sense of belongingness, courage and self defence.
3. Participate in the activities for fun and joy.
4. Conduct the movement with more body control.
5. To ensure optimum growth of each child.
6. Understand that hygienic fitness, protection and health care are important for health.
7. To make people physically, mentally and emotionally strong and fit.
8. To develop self confidence, courage and skill.
9. To participate in team game for physical fitness, enjoyment and team spirit.
10. To make the children health conscious.

APRIL

Lesson No./Topic	No. of Periods	Activities	Teaching Aids
Activities - Walk in line/Walk in circular/Bend & rotate	02	Physically in Ground	Chart/Video
Race - 25 mt. one leg	01	Physically in Ground	Body Movements

P.T. Exercise 1 to 3	02	Physically in Ground	Body Movements
Game - River Bank	01	Physically in Ground	Body Movements

MAY

Lesson No./Topic	No. of Periods	Activities	Teaching Aids
Game - Find the Leader	01	Physically in Ground	Body Movements
Padamasana / Shavasana / Warming up exercise	02	Demonstration	Body Movements, Chart
P. T. Exercise 4 to 6	02	Physically in Ground	Body Movements

JUNE**SUMMER VACATION****JULY**

Lesson No./Topic	No. of Periods	Activities	Teaching Aids
Game - Carrom Board	02	In Gym/ Ground	Carrom Board
Race - 100 mt	01	Physically in Ground	Body Movements
Meditation / Anulom / Vilom	01	In Gym/ Ground	Mats
P.T. Exercise 1 to 6	02	Physically in Ground	Body Movements

AUGUST : Revision**SEPTEMBER : ASSESSMENT I**

PERFORMING ART
OBJECTIVES:

1. To enhance knowledge and understanding of dance, as aesthetic and artistic experience.
2. Coordinate with others in dance activities
3. To develop self confidence.
4. Give chance to sing in front of audience in small functions in school.
5. Basic knowledge of maximum musical instruments.
6. To enhance talent in students.

AIMS:

1. To develop context for aesthetic and artistic experience and the opportunity to develop personally and physically through participation in dance and in an enjoyable environment .
2. To develop student's musical Literacy and musical sense through musical activities.

APRIL & MAY

Topic	No of Days	Tools & Techniques	Teaching Aids
Punjabi Folk Dance	6	Demonstration with steps	With Sound System
2nd Alankaar	2	Demonstration with musical instruments	instruments ,study plan

**JUNE
JULY**

SUMMER VACATION

Topic	No of Days	Tools & Techniques	Teaching Aids
Radhakrishna Dance	6	Demonstration with steps	With Sound System
DAV GAAN	6	Demonstration with musical instruments	instruments , study plan

AUGUST**Revision****SEPTEMBER****ASSESSMENT I****अलंकार दूसरा**

आरोह --- सासा , रेरे , गग , मम , पप , धध , नीनी , सांसां

अवरोह --- सांसां , नीनी , धध , पप , मम , गग , रेरे , सासा

UNIT - II (OCTOBER TO DECEMBER)**ENGLISH****OCTOBER**

Lesson No/ Topics	No. of Periods	Activities	TeachingAids/ Technology
Lesson-14 Lets Draw (Reader Book)	1	Poem recitation with expressions and voice modulation.	Text Book
Lesson-16 Hanuman (Reader Book)	4	Encircle the Past Form	Text Book/ Movie of Hanuman
Lesson-13 Hanuman (Practice Book)	2	-	Text Book/ E-Smart Board
Lesson-17 The Silver Tray (Reader Book)	4	Encircle the words end with ed	Text Book/ E-Smart Board
Lesson-14 The Silver Tray (Practice Book)	1	Joining broken words Curriculum Guidelines pg no-12	Text Book/ Green Board
Three Forms of Verb(10)	1	Drill	Flash Cards/ Charts
Opposite words (10)	1	With Examples	-
Change the Genders (10)	1	Pot Game	Flash Cards
Creative writing Topic- My pet	1	Students will write 5-6 lines about pet	-
E-wiz Great Treasure Hunt	1	Students will participate in games.	

NOVEMBER

Lesson No/ Topics	No. of Periods	Activities	Teaching Aids/ Technology
Lesson- 18 An Inch of Gold (Reader Book)	4	Jumble words pg no-12	Text book / Green Board
Lesson-15 An Inch of Gold (Practice Book)	1	Word Building Game Curriculum Guidelines pg no-11	Text book / Green Board
Lesson-19 (Reader Book) What did Sheetal?	1	Listening skill	Text Book
Lesson-16 What did Sheetal? (Practice Book)	1	Cross word Puzzle	Text Book

Lesson No/ Topics	No. of Periods	Activities	Teaching Aids/ Technology
Lesson-20 The Sparrows (Reader Book)	4	Underline the describing words	Text Book/ E- Smart Board
Lesson-17 The Sparrows (Practice Book)	1	-	Text Book
Change the Numbers(10)	1	Pot game	Flash cards
Degrees of Adjectives (10)	1	Drill	-
Composition - My School	1	Students will write 8-10 lines about school	-
Creative writing - My Mother + Comprehension worksheet	1	Students will write 5-6 lines on mother	-
E-wiz Kid- Title Missing	1	Students will participate turn wise	

DECEMBER : ASSESSMENT- II

 हिंदी
अक्टूबर

पाठ का नाम/ विषय	कालांश	गतिविधियाँ	सहायक सामग्री
पाठ-9 बादल कविता (केवल पुस्तक में)	2	बच्चे कविता का सस्वर गायन करेंगे	पाठ्य पुस्तक
पाठ -10 दो तोते (भाषा माधुरी + अभ्यास)	6	किसी अन्य पक्षी के बारे में जानकारी देना	पाठ्य पुस्तक
पाठ -11 चतुर चीकू (भाषा माधुरी + अभ्यास)	6	छात्रों से जानकारी लेना कि वे नानी के घर पर क्या क्या करते हैं ?	पाठ्य पुस्तक
पाठ -12 सीख (भाषा माधुरी + अभ्यास)	3	बच्चे कविता का सस्वर गायन करेंगे	पाठ्य पुस्तक
लिंग बदलो (10)	1		चार्ट / फ्लैश कार्ड
रचनात्मक लेखन- गाय	1	लेखन कौशल में सुधार लाना	

नवम्बर

पाठ का नाम / विषय	कालांश	गतिविधियाँ	सहायक सामग्री
पाठ - 14 रोटी (भाषा माधुरी + अभ्यास)	6		स्वामी दयानंद जी का चित्र
पाठ -15 राजू का सपना (भाषा माधुरी + अभ्यास)	6	दृश्यात्मक प्रस्तुतीकरण	पाठ्य पुस्तक
बीमारी की छुट्टी के लिए प्रार्थनापत्र	1	वार्तालाप विधि।	-
विलोम शब्द (10)	1		फ्लैश कार्ड
वचन बदलो (10)	1		चार्ट / फ्लैश कार्ड
रचनात्मक लेखन- मेरा घर	1	-	-
कहानी	1	श्रवण कौशल	मौखिक प्रश्नावली
अपठित गद्यांश	1	वर्कशीट	-

दिसम्बर - मूल्यांकन II



OCTOBER

Unit No./Topic	No. of Periods	Activities	Teaching Aids/Technology
Unit - 5 Money	10	E-Wiz Kid, Big Bazaar, Bowl the money	Currency Notes
Unit - 7 Odd and Even	7	E-Wiz Kid, Escape the Dragon + Jump into Circle	Flashcards
Tables 2 to 5	2	Drill	Charts

NOVEMBER

Unit No./Topic	No. of Periods	Activities	Teaching Aids/Technology
Unit - 8 Multiplication	10	Dodging Tables, Quiz	E-smart Board, Green Board
Unit - 9 Time	5	Show Time,Calendar,Clock E-Wiz Kid, Hit the time, Be a Winner	Calendar, Clock
Mental Maths	1	Worksheet	-
Tables 6 to 10	2	Drill	Chart

DECEMBER - ASSESSMENT II**OCTOBER**

Lesson No./ Topic	No. of Days	Activities	Teaching Aids / Technology
Lesson-8 Animal World	8	1. Play the game land, air and water. 2. Paste the pictures of Animals in scrap file.	Smart board, Animals (cartoon)
Lesson- 9 Living &Non Living Things	7	1. Paste pictures of Living and Non Living things in scrap file.	Demonstration method, E-Smart Board

NOVEMBER

Lesson No./ Topic	No. of Days	Activities	Teaching Aids/ Technology
Lesson No - 10 Water	7	1. Prepare slogan to save water. 2. Experiment on purification of water. 3. Group Discussion on Water	E-Smart Board/ Text Book
Lesson No - 11 Weather and Seasons	6	Group Discussion ,Weather Chart /Report	Real life situations ,wind chime

DECEMBER ASSESSMENT II**Group Discussion Topics :**

1. Water
2. Weather and Seasons
3. Animals

**ਅਕਤੂਬਰ**

ਵਿਸ਼ਾ	ਦਿਨ	ਗਤੀਵਿਧੀਆਂ	ਸਹਾਇਕ ਸਮੱਗਰੀ
ਲਾਂ (ਅੱਖਰ ਜੋੜ , ਦੇ, ਤਿੰਨ, ਚਾਰ ਅੱਖਰੀ ਸ਼ਬਦ , ਚਿੱਤਰ ਦੇਖ ਕੇ ਨਾਂ ਲਿਖੇ , ਖਾਲੀ ਥਾਂਵਾਂ ਅਤੇ ਵਾਕ ਬਣਾਓ , ਮਿਲਾਨ ਕਰੋ , ਅਭਿਆਸ) ਪੇਜ ਨੰਬਰ:- 30 ਤੋਂ 33 ਤੱਕ, ਮੁਹਾਰਨੀ ਸੱਤਵੀਂ ਲਾਈਨ	7	ਦੇਖੋ ਤੇ ਬੋਲੋ	ਪਾਠ ਪੁਸਤਕ , ਕਾਪੀ , ਗ੍ਰੀਨ / ਸਮਾਰਟ ਬੋਰਡ , ਫਲੈਸ਼ ਕਾਰਡ
ਦੁਲਾਵਾਂ (ਅੱਖਰ ਜੋੜ , ਦੇ, ਤਿੰਨ, ਚਾਰ ਅੱਖਰੀ ਸ਼ਬਦ , ਚਿੱਤਰ ਦੇਖ ਕੇ ਨਾਂ ਲਿਖੇ , ਖਾਲੀ ਥਾਂਵਾਂ ਅਤੇ ਵਾਕ ਬਣਾਓ , ਮਿਲਾਨ ਕਰੋ , ਅਭਿਆਸ) ਪੇਜ ਨੰਬਰ:- 34 ਤੋਂ 37 ਤੱਕ, ਮੁਹਾਰਨੀ ਅੱਠਵੀਂ ਲਾਈਨ	7	ਲੋਟੇ ਖੇਡ	ਪਾਠ ਪੁਸਤਕ , ਕਾਪੀ , ਗ੍ਰੀਨ / ਸਮਾਰਟ ਬੋਰਡ , ਚਾਰਟ
ਗਿਣਤੀ 1 ਤੋਂ 10 ਤੱਕ , ਵਚਨ ਬਦਲੋ (10)	2	ਵਿਚਾਰ ਚਰਚਾ	ਕਾਪੀ , ਗ੍ਰੀਨ / ਸਮਾਰਟ ਬੋਰਡ
ਬੋਲਣ ਕਲਾ - ਮੇਰੀ ਕਿਤਾਬ	1	-----	----
ਕਿਰਿਆਤਮਕ ਕੰਮ - ਬੋਲ ਲਿਖਤ + ਵਾਕ ਬਣਾਓ	1		ਕਾਪੀ , ਗ੍ਰੀਨ / ਸਮਾਰਟ ਬੋਰਡ
ਸੁਣਨ ਕਲਾ - ਕਹਾਣੀ (ਕੋਈ ਇੱਕ)	1		

ਨਵੰਬਰ

ਵਿਸ਼ਾ	ਦਿਨ	ਗਤੀਵਿਧੀਆਂ	ਸਹਾਇਕ ਸਮੱਗਰੀ
ਹੋੜਾ (ਅੱਖਰ ਜੋੜ , ਦੇ, ਤਿੰਨ, ਚਾਰ ਅੱਖਰੀ ਸ਼ਬਦ , ਚਿੱਤਰ ਦੇਖ ਕੇ ਨਾਂ ਲਿਖੇ , ਖਾਲੀ ਥਾਂਵਾਂ ਅਤੇ ਵਾਕ ਬਣਾਓ , ਮਿਲਾਨ ਕਰੋ , ਅਭਿਆਸ) ਪੇਜ ਨੰਬਰ:- 38 ਤੋਂ 41 ਤੱਕ, ਮੁਹਾਰਨੀ ਨੌਵੀਂ ਲਾਈਨ	7	ਸ਼ਬਦ ਰੇਲ	ਪਾਠ ਪੁਸਤਕ , ਕਾਪੀ , ਗ੍ਰੀਨ / ਸਮਾਰਟ ਬੋਰਡ , ਚਾਰਟ
ਕਨੈੜਾ (ਅੱਖਰ ਜੋੜ , ਦੇ, ਤਿੰਨ, ਚਾਰ ਅੱਖਰੀ ਸ਼ਬਦ , ਚਿੱਤਰ ਦੇਖ ਕੇ ਨਾਂ ਲਿਖੇ , ਖਾਲੀ ਥਾਂਵਾਂ ਅਤੇ ਵਾਕ ਬਣਾਓ , ਮਿਲਾਨ ਕਰੋ , ਅਭਿਆਸ) ਪੇਜ ਨੰਬਰ:- 42 ਤੋਂ 45 ਤੱਕ , , ਮੁਹਾਰਨੀ ਦਸਵੀਂ ਲਾਈਨ	7	ਲੋਟੇ ਖੇਡ	ਪਾਠ ਪੁਸਤਕ , ਕਾਪੀ , ਗ੍ਰੀਨ / ਸਮਾਰਟ ਬੋਰਡ , ਚਾਰਟ

ਲਿੰਗ ਬਦਲੋ (10)	1	ਵਿਚਾਰ ਚਰਚਾ	ਕਾਪੀ ,ਗ੍ਰੀਨ / ਸਮਾਰਟ ਬੋਰਡ
ਬੋਲਣ ਕਲਾ - ਕਵਿਤਾ - ਤਾਜ਼ੇ ਅੰਬ	1	ਹਾਵ ਭਾਵ ਰਾਹੀਂ ਉੱਚਾਰਨ	ਪਾਠ ਪੁਸਤਕ
ਕਿਰਿਆਤਮਕ ਕੰਮ - ਬੋਲ ਲਿਖਤ + ਵਾਕ ਬਣਾਓ	1		ਕਾਪੀ, ਗ੍ਰੀਨ / ਸਮਾਰਟ ਬੋਰਡ
ਸੁਣਨ ਕਲਾ - ਕਹਾਣੀ (ਕੋਈ ਇੱਕ)	1		

ਦਸੰਬਰ - ਮੁਲਾਂਕਣ ॥

COMPUTER

OCTOBER

General Questions

Q 1. How many keys are there on the key board?

Ans. There are 104 keys on the key board.

Q 2. Which is the longest key on the key board?

Ans. Space bar key

Q 3. Which key is used to type Capital letters?

Ans. Caps Lock Key

Q 4. Which key is used to give space in between two Words?

Ans. Space Bar Key

Q5. Name some hardware devices.

Ans. C.P.U , Mouse, Monitor, Keyboard

Lab Activity: Demonstrate Keywords and various types of keys.

NOVEMBR

General Question

Q 1. What is the use of Keyboard?

Ans. It is used for typing

Q 2. How many number keys are there the keyboard.

Ans. There are 10 number Keys.

Q 3. Which are Number keys.

Ans. 0 to 9

Q 4. Which are function keys ?

Ans. F1 to F12

Q 5. Which key is used to go to next line?

Ans. Enter Key

Q 6. Where is Word Pad found ?

Ans. In Accessories

Lab Activity Open the calculator window and do calculations.

DECEMBER ASSESSMENT II

VISUAL ART

OCTOBER

Step by Step	Drawing File Objects	No. of Periods	Activity	Teaching Aids
Page no. 22 to 26	Draw and Colour Vegetable Study	8	Candle Decoration	E- Smart Board, Sheets

NOVEMBER

Step by Step	Drawing File Objects	No. of Periods	Activity	Teaching Aids
Page no. 27 to 31	Draw and Colour Flower Study	8	Greeting Card	E- Smart Board, Sheets

DECEMBER : ASSESSMENT II

GENERAL KNOWLEDGE

OCTOBER

Question- Answer :

Q.1. Who is the head of Post Office ?

Ans. The head of Post Office is Post master.

Q.2. Who makes furniture?

Ans. Carpenter makes furniture.

Q.3. Who paints our homes?

Ans. Painter paints our homes.

Q.4. Where is Golden Temple located?

Ans. Golden Temple is located at Amritsar.

Q.5. How many hours there in a day?

Ans. There are 24 hours in a day.

Q.6. Name any two famous sports personalities .

Ans.M.S. Dhoni, Sania Mirza.

Q.7. Who is called Netaji?

Ans. Subhash Chandra Bose is called Netaji.

Q.8. Name any two famous monuments.

Ans.Taj Mahal, Red Fort.

Q.9. Tell the vowels.

Ans. A, E, I, O, U.

Q.10. Name the shape that has five sides.

Ans. The shape that has five sides is Pentagon.

Project Work : Paste 5 pictures of Good Habits to be followed by a child.

Speaking Skills :

Reflection of a Good Student

1. Always ready to help others.
2. Wish to everyone.
3. Obedient and simple.
4. Truthful and honest.
5. Punctual towards work.

NOVEMBER

Question-Answer :

Q.1. Which is the capital of Punjab and Haryana?

Ans. The capital of Punjab and Haryana is Chandigarh.

Q.2. How many districts are there in Punjab?

Ans. There are 22 Districts in Punjab.

Q.3. Who is the President of DAV College Managing Committee?

Ans. Sh. Punam Suri Ji is the President of DAV College Managing Committee.

Q.4. How many players are there in hockey?

Ans. There are eleven players in hockey team.

Q.5. Who mends your shoes?

Ans. Cobbler mends our shoes.

Q.6. Who repairs pipes and taps?

Ans. Plumber repairs pipes and taps.

Q.7. When do we celebrate Teacher's Day?

Ans. We celebrate Teacher's Day on 5th September.

Q.8. Who built Taj Mahal?

Ans. Shahjahan built Taj Mahal.

Q.9. When is 'World Environment Day' celebrated?

Ans. World Environment Day is celebrated on June 5.

Q.10. Who was the first woman IPS of India?

Ans. Kiran Bedi was the first woman IPS of India.

Project Work : Paste your school picture and write 5 Lines on it.

Speaking Skills :

Benefits of Spoken English

1. It boosts Confidence.
2. It is important for socializing.
3. It helps to increase vocabulary.
4. It helps to improve Communication Skills.
5. It develops Personality.

DECEMBER : ASSESMENT-II

नैतिक शिक्षा

अक्टूबर

पाठ का नाम /विषय	कालांश	गतिविधियाँ	सहायक सामग्री
पाठ-8 चित्रमाला	1	व्याख्यान विधि, रचनात्मक कला	दृश्यात्मक सामग्री
पाठ-9 विनय प्रार्थना	2	लय -स्वर सहित गायन	पुस्तक
मंत्र उच्चारण	2	छात्र मंत्र उच्चारण करेंगे	पुस्तक
पाठ-10 आदर्श पुत्र श्रवण कुमार	2	सामूहिक चर्चा	पुस्तक

नवम्बर

पाठ का नाम /विषय	कालांश	गतिविधियाँ	सहायक सामग्री
पाठ-11 प्रेरणा (दो घड़ी भगवान का ले नाम)	2	लय -स्वर सहित गायन	पुस्तक

पाठ-12 ध्यान की बातें	2	व्याख्यान विधि	पुस्तक
पाठ-13 भजन निर्बल के प्राण पुकार रहे	2	बच्चे सस्वर भजन का गायन करेंगे	पुस्तक

दिसम्बर : मूल्यांकन-II

HEALTH & PHYSICAL EDUCATION

OCTOBER

Lesson No./Topic	No. of Periods	Activities	Teaching Aids
Warming Up Exercise	01	Physically in Ground	Body Movements
Dog Race / Chain race	02	Physically in Ground	Body Movements
Game - Two Dogs & a Bite	01	Physically in Ground	Body Movements/ Tyre ,Hanky & Whistle
Dumble Exercise - 1 to 3	01	Physically in Ground	Dumble

NOVEMBER

Lesson No./Topic	No. of Periods	Activities	Teaching Aids
Game - lion and goat	01	Physically in Ground	Body Movements
Three Leg Race	01	Physically in Ground	Body Movements /Rope
Dumble Exercise 4 to 6	01	Physically in Ground	Dumble

DECEMBER : ASSESSMENT - II

PERFORMING ART

OCTOBER & NOVEMBER

Topic	No of Days	Tools & Techniques	Teaching Aids
Fairy Dance	6	Demonstration with steps	With Sound System

3rd Alankaar+
Parent Song

6

Demonstration with musical
instruments

instruments
,study plan

DECEMBER - ASSESSMENT II

अलंकार तीसरा

आरोह --- सा रे ग, रे ग म, ग म प, म प ध, प ध नी, ध नी सां

अवरोह ---सां नी ध, नी ध प, ध प म, प म ग, म ग रे, ग रे सां

Parent Song

मुझे माफ़ करना ओम साईं राम
 मुझे माफ़ करना ओम साईं राम
 मुझे माफ़ करना ओम साईं राम
 तुझ से पहले लूँगा
 मम्मी डैडी का नाम
 जिन्हें मम्मी डैडी का प्यार नहीं मिलता
 उन्हें खुशियों का संसार नहीं मिलता
 कभी भी हमें ना यूँ मजबूर करना
 मम्मी डैडी से ना हमें दूर करना
 हम तो बड़े होते हैं इनकी उंगली थाम
 मुझे माफ़ करना ओम साईं राम
 तुझ से पहले लूँगा
 मम्मी डैडी का नाम
 डैडी बिना कौन चाकलेट लाएगा
 मम्मी बिना कौन लौरी सुनाएगा
 डैडी की याद मुझे पल-पल सताती है
 मम्मी से दूर होके आँख भर आती है
 इनके साथ रहना है हमें सुबह शाम
 मुझे माफ़ करना हू - हू - हू ओम साईं राम

UNIT - III JANUARY TO MARCH**JANUARY**

Lesson No/ Topics	No. of Periods	Activities	TeachingAids/ Technology
Lesson-21 Wonder (Poem) (Reader book)	1	Students will recite poem with expressions and voice modulation	Text Book
Lesson-22 Two Shops (Reader Book)	4	Jumbled Words pg no-12	Text Book
Lesson18 Two Shops (Practice Book)	1	-	E Smart Board
Lesson-23 The school in the jungle (Reader Book)	3	Role Play	Text Book
Lesson-19 The school in the jungle (Practice Book)	1	Rhyming Words	Text Book
Lesson-24 Whose is it ? (Only for Reading)	1	Concept of Mine, Yours, Theirs, through game	Classroom Objects
Lesson-25 That is your bag, not mine (Reader Book)	4		Text Book
Lesson-20 That is your bag, not mine (Practice Book)	1	Cross word Puzzle	Text Book
Lesson-26 The Swing (Poem) (Reader book)	1	Students will recite poem with expressions and voice modulation	Text Book
Application For Marriage Leave	1	Teacher will explain the format of Application	
Creative writing - My Friend	1	Students will write 5-6 lines on friend	-
E-wiz Kid- Stories	1	Students will participate turn wise	E-wiz KidCD

FEBRUARY

Lesson No/ Topics	No. of Periods	Activities	TeachingAids/ Technology
Lesson-27 Tomorrow will be a holiday. (Only For Reading)	1	-	Text Book
Lesson-21 Tomorrow will be a holiday. (Practice Book)	4	Memory Game	Text Book
Lesson-28 Raghu, The dreamer (Reader Book)	4	Show and tell	Text Book
Lesson-22 Raghu, The dreamer (Practice Book)	2	Look & Explain	Text Book
Use of Punctuation Marks (10)	2	-	
Creative writing - My Teacher	1	Students will write 5-6 lines about Teachers	
Comprehension	1	Worksheet	

MARCH : ASSESSMENT III**जनवरी**

पाठ का नाम / विषय	कालांश	गतिविधियाँ	सहायक सामग्री
पाठ -13 (मेला) (भाषा माधुरी +अभ्यास)	3	बच्चे कविता का सस्वर गायन करेंगे।	पाठ्य पुस्तक
पाठ -16 अभ्यास (भाषा माधुरी +अभ्यास)	7	अभ्यास से संबंधित कोई कहानी सुनाना।	पाठ्य पुस्तक
पाठ -17 रेल (भाषा माधुरी)	1	बच्चे कविता का सस्वर गायन करेंगे।	पाठ्य पुस्तक
गिनती 11 से 20	1	देखो और बोलो	चार्ट
रचनात्मक लेखन - मेरी किताब	1	लेखन कौशल में सुधार लाना	

अपठित गद्यांश	1	वर्कशीट	
कहानी	1	श्रवण कौशल	मौखिक प्रश्नावली

फरवरी

पाठ का नाम / विषय	कालांश	गतिविधियाँ	सहायक सामग्री
पाठ -19 टेलीफोन की घंटी (केवल पुस्तक में)	2	नाट्य रूपांतरण , अभिनय कौशल	पाठ्य पुस्तक
पाठ -20 यह दिल्ली है (भाषा माधुरी + अभ्यास)	6	दृश्यात्मक प्रस्तुतीकरण	दिल्ली के प्रसिद्ध स्थानों का चार्ट/ फ्लैश कार्ड
निबंध- मेरी अध्यापिका	1	लेखन कौशल	
रचनात्मक लेखन - मेरी सहेली	1	लेखन कौशल में सुधार लाना	
कहानी	1	श्रवण कौशल	मौखिक प्रश्नावली

मार्च - मूल्यांकन III

MATHEMATICS

JANUARY

Unit No./Topic	No. of Periods	Activities	Teaching Aids /Technology
Unit - 10 Weight	5	Measure it (Pg no 23) from Curriculum guideline E-Wiz Kid - Tol-Mol, The Caterpillar	Concrete Objects
Unit - 11 Capacity	4	Greater/Lesser Activity	Containers for measuring quantity 1/500ml
Tables 11&12	1	Drill	Chart

FEBRUARY

Unit No./Topic	No. of Periods	Activities	Teaching Aids/Technology
Unit - 12 Length	5	Find the length of your belongings	Ruler/Thread
Unit - 13 Fractions	5	Pizza Fraction	Paper
Mental Math	1	Drill	-

MARCH : ASSESSMENT III


SCIENCE/E.V.S
JANUARY

Lesson No/Topic	No. of Days	Activities	Teaching Aids / Technology
Lesson No - 12 Means of transport	8	1. Draw the Diagrams of different types of transport. 2. Paste pictures of land, air and water transport.	Smart Board, Chart/Flash Card
Lesson No - 13 Traffic Rules	7	1. Draw the diagrams of traffic signs. (any five)	Smart Board Model of traffic lights
Lesson No - 14 Important Days	7	1. Story Telling related to various festivals 2. Flag making in notebook	Smart Board, Text Book

FEBRUARY

Lesson No / Topic	No. of Days	Activities	Teaching Aids / Technology
Lesson No - 15 Great Men of Arya Samaj	6	Group Discussion	Smart Board ,Chart

MARCH : ASSESSMENT - III

- Group Discussion Topics**
1. Means of Transport
 2. Festivals
 3. Traffic rule


ਪੰਜਾਬੀ
ਜਨਵਰੀ

ਵਿਸ਼ਾ	ਦਿਨ	ਗਤੀਵਿਧੀਆਂ	ਸਹਾਇਕ ਸਮੱਗਰੀ
ਟਿੱਪੀ , ਬਿੰਦੀ ਤੇ ਅੱਧਕ (ਦੇ, ਤਿੰਨ, ਚਾਰ ਅੱਖਰੀ ਸ਼ਬਦ , ਚਿੱਤਰ ਦੇਖ ਕੇ ਨਾਂ ਲਿਖੋ , ਖਾਲੀ ਥਾਂਵਾਂ ਅਤੇ ਵਾਕ ਬਣਾਓ , ਮਿਲਾਨ ਕਰੋ , (ਅਭਿਆਸ) ਪੇਜ ਨੰਬਰ:- 46 ਤੋਂ 49 ਤੱਕ , ਮੁਹਾਰਨੀ ਗਿਆਰਵੀ ਲਾਈਨ	7	ਦੇਖੋ ਤੇ ਬੋਲੋ	ਪਾਠ ਪੁਸਤਕ ,ਕਾਪੀ ,ਗ੍ਰੀਨ / ਸਮਾਰਟ ਬੋਰਡ , ਫਲੈਸ਼ ਕਾਰਡ

ਅੱਖਰ (ਦੇ, ਤਿੰਨ, ਚਾਰ ਅੱਖਰੀ ਸ਼ਬਦ, ਚਿੱਤਰ ਦੇਖ ਕੇ ਨਾਂ ਲਿਖੇ , ਖਾਲੀ ਥਾਂਵਾਂ ਅਤੇ ਵਾਕ ਬਣਾਓ, ਮਿਲਾਨ ਕਰੋ, ਅਭਿਆਸ) ਪੇਜ ਨੰਬਰ:- 50 -51 , ਮੁਹਾਰਨੀ ਬਾਰਵੀਂ ਲਾਈਨ	7	ਲੋਟੇ ਖੇਡ	ਪਾਠ ਪੁਸਤਕ, ਕਾਪੀ, ਗ੍ਰੀਨ / ਸਮਾਰਟ ਬੋਰਡ, ਚਾਰਟ
ਵਿਰੋਧੀ ਸ਼ਬਦ (10)	2	ਵਿਚਾਰ ਚਰਚਾ	ਕਾਪੀ, ਗ੍ਰੀਨ / ਸਮਾਰਟ ਬੋਰਡ
ਬੋਲਣ ਕਲਾ - ਮੇਰੀ ਪਤੰਗ	1	-----	----
ਕਿਰਿਆਤਮਕ ਕੰਮ - ਬੋਲ ਲਿਖਤ + ਵਾਕ ਬਣਾਓ	1		ਕਾਪੀ, ਗ੍ਰੀਨ / ਸਮਾਰਟ ਬੋਰਡ
ਸੁਣਨ ਕਲਾ - ਕਹਾਣੀ (ਕੋਈ ਇੱਕ)	1		

ਫਰਵਰੀ

ਵਿਸ਼ਾ	ਦਿਨ	ਗਤੀਵਿਧੀਆਂ	ਸਹਾਇਕ ਸਮੱਗਰੀ
ਦੁੱਤ ਅੱਖਰ (ਦੇ, ਤਿੰਨ, ਚਾਰ ਅੱਖਰੀ ਸ਼ਬਦ, ਚਿੱਤਰ ਦੇਖ ਕੇ ਨਾਂ ਲਿਖੇ , ਖਾਲੀ ਥਾਂਵਾਂ ਅਤੇ ਵਾਕ ਬਣਾਓ, ਮਿਲਾਨ ਕਰੋ, ਅਭਿਆਸ) ਪੇਜ ਨੰਬਰ:- 52- 53	7	ਲੋਟੇ ਖੇਡ	ਪਾਠ ਪੁਸਤਕ, ਕਾਪੀ, ਗ੍ਰੀਨ / ਸਮਾਰਟ ਬੋਰਡ, ਚਾਰਟ
ਦਿਨਾਂ ਦੇ ਨਾਂ	1	ਵਿਚਾਰ ਚਰਚਾ	ਕਾਪੀ, ਗ੍ਰੀਨ / ਸਮਾਰਟ ਬੋਰਡ
ਬੋਲਣ ਕਲਾ - ਕਵਿਤਾ - ਮੇਰੀ ਮੰਮੀ	1	ਹਾਵ ਭਾਵ ਰਾਹੀਂ ਉੱਚਾਰਨ	
ਕਿਰਿਆਤਮਕ ਕੰਮ - ਬੋਲ ਲਿਖਤ + ਵਾਕ ਬਣਾਓ	1		ਕਾਪੀ, ਗ੍ਰੀਨ / ਸਮਾਰਟ ਬੋਰਡ
ਸੁਣਨ ਕਲਾ - ਕਹਾਣੀ (ਕੋਈ ਇੱਕ)	1		

ਮਾਰਚ

ਮੁਲਾਂਕਣ III

ਮੇਰੀ ਮੰਮੀ

ਮੇਰੀ ਮੰਮੀ ਬੜੀ ਪਿਆਰੀ
ਘੁਮਾਉਣ ਲੈ ਕੇ ਜਾਂਦੀ ਮੈਨੂੰ
ਫੁੱਲਾਂ ਦੀ ਕਿਆਰੀ

ਸਕੂਲ ਲਈ ਕਰਦੀ ਮੈਨੂੰ ਤਿਆਰ
ਮੈਨੂੰ ਤਾਂ ਉਸ ਦਾ ਸਤਿਕਾਰ

ਮੇਰੇ ਉੱਤੇ ਹੱਥ ਨਾ ਚੁੱਕੇ
ਕਦੀ ਨਾ ਬੁਰੇ ਕੰਮ ਕਰਨ ਨੂੰ ਦੱਸੇ
ਇਸੇ ਲਈ ਜਾਂਦੀ ਸਤਿਕਾਰੀ

ਮੇਰੀ ਮੰਮੀ ਬੜੀ ਪਿਆਰੀ
ਮੇਰੀ ਮੰਮੀ ਬੜੀ ਪਿਆਰੀ



Computer

JANUARY

General Questions

Q 1. Who works faster a man or a calculator?

Ans. A calculator works faster.

Q 2. How many number keys are there on the calculator?

Ans. There are 10 number Keys.

Q 3. Can you maximize the calculator window?

Ans. No, it cannot be maximized .

Q 4. Can you save a file in a calculator?

Ans. No, It cannot be saved.

Q 5. What is the shortcut key to save a file ?

Ans. Ctrl + S

Lab Activity Change the wallpaper.

FEBRUARY

General Questions

Q 1. What is the shortcut key to Copy a file ?

Ans. Ctrl + C.

Q 2. What is the shortcut key to Paste a file ?

Ans. Ctrl + V.

Q 3. Which part of computer helps us to listen Sound .

Ans. Speaker helps us to listen sound.

Q 4. How many generations of Computers we have?

Ans. We have five generations of computers.

Q 5. Name all types of keys on the keyboard ?

Ans. 1. Alphabet keys 2. Number keys 3. Arrow keys

Lab Activity Open the WordPad Window, Type your Bio Data.

MARCH **Assessment III**


VISUAL ART
JANUARY

Step by Step	Drawing File objects	No. of Periods	Activity	Teaching Aids
Page no. 32 to 37	Draw and Colour a Ship	8	Decorative item	Green board, Chalk, Duster etc

FEBRUARY

Step by Step	Drawing File objects	No. of Periods	Activity	Teaching Aids
Page no. 38 to 40	Draw and Colour Rainy day	8	Collage	Green board, Chalk, Duster etc

MARCH : ASSESSMENT III

GENERAL KNOWLEDGE
JANUARY**Question- Answer :**

Q.1. Who is the Chief Minister of Punjab?

Ans. The Chief Minister of Punjab is Captain Amrinder Singh.

Q.2. Tell the famous dance of Punjab.

Ans. The famous dance of Punjab is Giddha and Bhangra .

Q.3. Which plant is mainly found in deserts?

Ans.Cactus is mainly found in desert.

Q.4. Name any 3 indoor games.

Ans. Ludo, Chess, Carrom Board.

Q.5. Name any 3 outdoor games.

Ans. Cricket , Hockey ,Football.

Q.6. Which is the biggest animal of earth?

Ans. Blue Whale is the biggest animal of earth.

Q.7. Which city is known as pink city?

Ans. Jaipur is known as pink city.

Q.8. Who is the richest person in India?

Ans. Mukesh Ambani is the richest person in India.

Q.9. Which is the largest bird in the world?

Ans. Ostrich is the largest bird in the world.

Q.10. How many legs does a butterfly have?

Ans. A butterfly has 6 legs.

Project Work : Paste 5 pictures of famous DAV personalities.

Speaking Skills :

School Code of Conduct

1. Come in proper school uniform.
2. Converse in English.
3. Respect school property.
4. Keep your environment clean and tidy.
5. Don't leave class without class pass.

FEBRUARY

Question -Answer:

Q.1 How many weeks are there in a year?

Ans. There are 52 weeks in a year.

Q.2 Which is the longest river of on the earth?

Ans. Nile is the longest river of on the earth.

Q.3 Name the National Flower.

Ans. Lotus is the National Flower.

Q.4 Who is known as Punjab Kesari?

Ans. Lala Lajpat Rai is known as Punjab Kesari.

Q.5 Who is Saheed Bhagat Singh?

Ans. Saheed Bhagat Singh is a Freedom Fighter .

Q.6 Name the Highest Mountain in Asia.

Ans. Mount Everest is the Highest Mountain in Asia .

Q.7 What is the full form of WWW?

Ans. World Wide Web.

Q.8 Who gave the slogan Do or Die?

Ans. Mahatma Gandhi.

Q.9 Name the National Tree.

Ans. Banyan Tree is the National Tree.

Q.10 Which month has least number of days?

Ans. February has least number of days.

Speaking Skills : Benefits of Healthy Food

- 1.It boosts Energy
- 2.It prevents from diseases.
3. It improves digestive system.
4. It keeps us fit.
- 5.It makes our teeth and bones strong.

MARCH : ASSESSMENT-III

नैतिक शिक्षा

जनवरी

पाठ का नाम /विषय	कालांश	गतिविधियाँ	सहायक सामग्री
पाठ-14 (अच्छा बालक कौन है)	2	व्याख्यान विधि	पुस्तक
पाठ-15 प्रश्नोत्तर	2	—	पुस्तक

फरवरी

पाठ का नाम /विषय	कालांश	गतिविधियाँ	सहायक सामग्री
पाठ-16 संध्या उपासना	2	—	पुस्तक

मंत्र (कंठस्थ करवाए जाएँगे) (कोई 2)	2	मंत्रों का सस्वर उच्चारण	पुस्तक
आर्य समाज के नियम(6, 7, 8) + जय घोष	2		पुस्तक

मार्च : मूल्यांकन III

HEALTH & PHYSICAL EDUCATION

JANUARY

Lesson No./Topic	No. of Periods	Activities	Teaching Aids
Bhujangasana / Tarasana	01	In Gym	Mats
Activities Ball Handling / Catching	02	Physically in Ground	Body Movements
Yoga - Kapalbhatti	01	In Gym	Mats

FEBRUARY

Lesson No./Topic	No. of Periods	Activities	Teaching Aids
Dumble Exercise - 1 to 6	02	Physically in Ground	Dumble
Game - Dodge Ball	02	Physically in Ground	Ball

MARCH : ASSESSMENT III

PERFORMING ART

JANUARY & FEBRUARY

Topic	No of Days	Tools & Techniques	Teaching Aids
Fairy Dance	6	Demonstration with steps	With Sound System
Parent Song	6	Demonstration with musical instruments	instruments ,study plan

MARCH- ASSESSMENT-III

Blue Print (Oral / Practical Criteria) (1st, 2nd, & 3rd Term)

LANGUAGES : English, Hindi, Punjabi

- i) Reading Skill
- ii) Writing Skill
- iii) Speaking Skill
- iv) Listening Skill

Science/ EVS

- i) Environmental sensitivity
- ii) Activity/ Project
- iii) Group Discussion

MATHEMATICS

- i) Concept
- ii) Activity
- iii) Tables
- iv) Mental Maths

PERFORMING ARTS

MUSIC

- i) Interest
- ii) Rhythm
- iii) Melody

DANCE

- i) Interest
- ii) Expression
- iii) Body Movement

COMPUTER

1. Practical

2. Viva

- i) Questioning from study plan
- ii) Condition of Diary, Uniform, Discipline

PHYSICAL EDUCATION

- i) Team spirit
- ii) Flexibility
- iii) Confidence
- iv) Self Discipline
- v) Determination

GENERAL KNOWLEDGE

- i) Conversation (Ques. / Ans)
- ii) Speaking Skill
- iii) Condition of Scrap Book
- iv) Topics of Scrap Book (Recognition)

नैतिक शिक्षा (प्रथम सत्र)

गायत्री मंत्र
प्रश्न उत्तर
गायत्री मंत्र का अर्थानुवाद

नैतिक शिक्षा (दूसरा सत्र)

यज्ञ महिमा)1- 6(
प्रश्न उत्तर
विनय भजन /
मंत्र उच्चारण (2)

नैतिक शिक्षा तीसरा) सत्र(

मंत्र उच्चारण (2)
प्रश्न उत्तर
आर्य समाज के नियम (3)

Test Schedule

Day	2 nd
Monday	English
Tuesday	Hindi
Wednesday	Science
Thursday	Mathematics
Friday	Punjabi
Saturday	Reading + Co- Scholastic

Calender Activities (Session- 2020-21)

Sr. No.	Month	Name of the Activity
1.	April	Welcome Fiesta LKG to 3rd
2.	May	Mother Day Celebration 1st and 2nd
3.	July	Spell Quiz
4.	August	Aerobic on tune Physical Fitness (Kids Aerobics)
5.	October	Nature Walk 1st and 2nd
6.	November	Children's Day Celebration (Sports Day)
7.	January	Plant Sapling Activity



ओ३म्
DAV PUBLIC SCHOOL SAMANA
(SENIOR SECONDARY)
CBSE AFFILIATED-1630571



NEAR CHAK AMRITSARIA PATRAN ROAD, SAMANA - 147101, DIST. PATIALA (PB)

List of Activities under Ek Bharat Shreshta Bharat

Sr.No	Description of Activity	Month/Day/ Location	Learning Outcome
1	Exposure of students to the alphabets, songs, proverb and 100 sentences in the languages of the partnering State/UT.	Academic Year/ Every Week / school premises	It will develop the linguistic capacity of the students.
2	Essay Competition among students in the language of the partnering State/UT	Academic Year	It will develop multi-linguistic skills in students.
3	Drama/Role Play on culture, history, the tradition of partnering State/UT.	Academic Year/school premises	The students will be able to learn the culture of the partnering State/UT.
4	Identification/translation and dissemination of similar proverbs in the language of partnering State/UT.	Academic Year	The students will be able to learn the language and culture of the Partnering state/UT.

5	“Themed Display Board/Wall magazine” on the partnering state. (Historical Monuments, Dressing Style, painting, handicrafts, alphabet and basic sentences of the partnering State/UTs).	Round the Year/ school premises	The pictorial representation will help them in learning and Understanding about partnering States/UTs.
6	Pledge on Swachhta/ Single-use plastic/water saving/ National Unity in the language of partnering states/UTs	At least two times every month/ Schools’ premises during morning assembly.	The students will have exposure to partnering state language. Enhance social responsibility among students.
7	“Questions/ Answer session” (Quiz) on partnering States/UTs. (Know Your Partner States/UTs)	Once in a month/ Morning Assembly.	It will help students to remember the important facts about partnering States/UTs.
8	“State Day Celebration” of partner State/UT	On State Day/ School Premises	It will develop a sense of unity among the students of both the States/UTs.

Dr Mohan Lal Sharma

Principal



DAV PUBLIC SCHOOL SAMANA (SENIOR SECONDARY)



CBSE AFFILIATED-1630571

NEAR CHAK AMRITSARIA PATRAN ROAD, SAMANA - 147101, DIST. PATIALA (PB)

ECO CLUB

An Eco-Club is a group of school teachers & students interested in environmental issues and willing to make significant contribution to society.

OBJECTIVES:

- To make children understand environment and environmental problems.
- To provide environmental education opportunities for school children.
- To utilize the unique position of school children as conduits for awareness of the society at large.
- To facilitate children's participation in decision making in areas related to environment & development.
- To bring children into direct contact with the environmental problems being faced by society they live in and make them think of solutions.
- To involve children in action based programmes related to environment in their surroundings.
- To aware students with various ways to conserve water.
- To motivate students to conserve and collect Rain water.

Activities for ECO CLUB:

S. No	Activity name
1.	Earth Day Celebration- Speech in Assembly & Kachhra Samadhan Mahotsav
2	Say No to Plastic Tiffin and ALUMINIUM foil
3.	Visit to sewage waste management plant & Conservation of water plant
4.	Tree Plantation Drive. (Vanmahotsav celebration)

5.	Say no to Plastic Bags Introduction of Eco friendly bags
6.	Cleaning of various labs of school.
7.	Motivate students to conserve water by engaging them in various activities
8.	Constitute a School Water Management Committee
9	Students can be made to visit a water treatment plant in the area to witness water processing and other places where conservation practices are being adopted.
10.	Sharam Daan for Cleanliness of school Garden.
11	Let's talk about fuel and electricity importance and management.
12	Rally -Say no to Crackers
13	Waste Management - - Measures for minimization of waste -Increasing value by reducing, reusing and recycling as much as possible. - Paper recycling and paper Mache artwork from waste paper - Segregation of waste and Composting
14	Nature Walk and Nature Watch

Eco-Club Committee

**Principal
Dr. Mohan Lal Sharma**



DAV PUBLIC SCHOOL SAMANA

(SENIOR SECONDARY)

CBSE AFFILIATED-1630571



MEDICAL PLANNER FOR CLASSES LKG to 3rd (JUNIOR) SESSION: 2020-2021

MONTH	TOPICS
APRIL	World Health Day topic: Health for all (Regarding Corona Virus)
MAY	What's on my plate? + Table Manners
JUNE	RESPECT- A Way of life
JULY	UH-OH My Nose is Bleeding! + DEHYDRATION - When Your Body Needs More Water
AUGUST	Body Boundaries (Under Pant Rules/Good Touch + Bad Touch)
SEPTEMBER	Dental Hygiene + ACTIVITY - You and Your Environment
OCTOBER	Healthy Food in School Tiffin + Eat More Fruits and Veggies
NOVEMBER	Are You Ready For Winter? (Cold, Flu, Sore Throat)
DECEMBER	SWEARING - Using Bad Words
JANURAY	Use of Internet/Computer Games/Mobile Phones
FEBRUARY	DISCIPLINE-Keeping the Rules
MARCH	SHYNESS - Are You Shy?? + CONFIDENCE - Put Your Best Foot Forward

School Medical Officer
Dr Harsimran Kaur

Dr Mohan Lal Sharma
Principal

Important Days (Awareness)**Session 2020-21****APRIL**

<u>S.No</u>	<u>Date</u>	<u>Day</u>	
1	2 nd April	Thursday	Ram Navami
2	6 th April	Monday	Mahavir Jayanti
3	7 th April	Tuesday	World Health Day
4	8 th April	Wednesday	Arya Samaj Sathapana Diwas, New Session Beginning 1 st to 10+2 (Hawan Yajna) Mangal Kamna Diwas
5	10 th April	Friday	New Session Beginning LKG & UKG (Shubhaarambh)
6	13 th April	Monday	Jallianwala Bagh Massacre, Baisakhi-(Celebration by 10 th Class)
7	14 th April	Tuesday	Dr. B.R. Ambedkar Jayanti
8	18 th April	Saturday	World Heritage Day, Welcome Fiesta: LKG to 3 rd
9	19 th April	Sunday	Mahatma Hansraj Jayanti
10	22 nd April	Wednesday	World Earth Day - (Celebration by Science Department)
11	23 rd April	Thursday	World Book Day, English Language Day- (Celebration by English Department)
12	25 th April	Saturday	Parshuram Jayanti, World Malaria Day
13	29 th April	Wednesday	International Dance Day-(Celebration by 9 th Class)

MAY

<u>S.No</u>	<u>Date</u>	<u>Day</u>	
1	1 st May	Friday	Labour Day -(SEWA Projects-By Sports Department) (Role Play- Our Helpers -by class 5 th)
2	3 rd May	Sunday	World Press Freedom Day
3	4 th May	Monday	Students Council Interview- (By All Houses)
4	5 th May	Tuesday	
5	7 th May	Thursday	Tagore Jayanti, Buddha Purnima- (Tribute by Running House)
6	8 th May	Friday	World Red Cross Day-(By First Aid Committee/ SEWA Project)

7	10 th May	Sunday	Mothers day-(Celebration by 1 st & 2 nd Class)
8	11 th May	Monday	National Technology Day
9	15 th May	Friday	International Family Day
10	17 th May	Sunday	World Telecommunication & Information Society Day
11	23 rd May	Saturday	Interaction with Parents- PTM (Classes- 6 th to 10+2)
12	24 th May	Sunday	Common Wealth Day
13	25 th May	Monday	Eid-UI-Fitr
14	26 th May	Tuesday	Guru Arjan Dev Ji Martyrdom Day
15	27 th May	Wednesday	Investiture Ceremony- (By all Houses)
16	30 th May	Saturday	Interaction with Parents- PTM (Classes- LKG to 5 th)
17	31 st May	Sunday	World No Tobacco Day

JUNE

<u>S.No</u>	<u>Date</u>	<u>Day</u>	
1	1 st June	Monday	Dav Foundation Day- (Hawan Yajna) Global Day of Parents
2	5 th June	Friday	World Environment Day, Sant Kabir Jayanti
3	12 th June	Friday	Anti Child Labour Day
4	14 th June	Sunday	World Blood Donor Day
5	21 st June	Sunday	Yoga Day- (Celebration by NCC Cadets) Father's Day
6	26 th June	Friday	International Anti Drug Day

JULY

<u>S.No</u>	<u>Date</u>	<u>Day</u>	
1	11 th July	Saturday	World Population Day
2	15 th July	Wednesday	World Youth Skill Day
3	26 th July	Sunday	Kargil Vijay Diwas
4	28 th July	Tuesday	World Hepatitis Day
5	31 st July	Friday	Martyrdom Day Of Saheed Udam Singh Ji (Tribute by Running House)

AUGUST

<u>S.No</u>	<u>Date</u>	<u>Day</u>	
1	3 rd Aug	Monday	Raksha Bandhan

2	8 th Aug	Saturday	World Senior Citizen Day
3	11 th Aug	Tuesday	Krishna Janamashtami (Celebration by Senior Wing- Matki Fod + Kirtan Sandhya)
4	12 th Aug	Wednesday	World Youth Day
5	15 th Aug	Saturday	Independence Day- (Celebration by Pre- Primary Block)
6	18 th Aug	Tuesday	Sanskrit Diwas- (Celebration By Sanskrit Department)
7	19 th Aug	Wednesday	World Photography Day, Parkash Utsav Shri Guru Granth Sahib Ji
8	20 th Aug	Thursday	National Sadhbhavana Diwas
9	21 st Aug	Friday	Teej (Hari Talika)- Celebration by 11 th & 12 th
10	29 th Aug	Saturday	National Sports Day- Celebration by Sports Department

SEPTEMBER

<u>S.No</u>	<u>Date</u>	<u>Day</u>	
1	5 th Sep	Saturday	Teachers Day (Guru Utsav)
2	8 th Sep	Tuesday	International Literacy Day- (Celebration by Punjabi Department)
3	14 th Sep	Monday	Hindi Diwas- (Celebration by Hindi Department)
4	15 th Sep	Tuesday	International Democracy Day
5	16 th Sep	Wednesday	World Ozone Preservation Day
6	21 st Sep	Monday	International Peace Day
7	27 th Sep	Sunday	World Tourism Day
8	29 th Sep	Tuesday	World Heart Day

OCTOBER

<u>S.No</u>	<u>Date</u>	<u>Day</u>	
1	2 nd Oct	Friday	Mahatama Gandhi Jayanti & Non Violence Day, Lal Bahadur Jayanti (Tribute by Houses)
2	3 rd Oct	Saturday	World Nature Day
3	4 th Oct	Sunday	World Animal Day
4	6 th Oct	Tuesday	World Wildlife Day
5	8 th Oct	Thursday	Indian Air Force Day

6	11 th Oct	Sunday	International Girl Child Day
7	15 th Oct	Thursday	World Students Day
8	16 th Oct	Friday	World Food Day- (Celebration By UKG Class)
9	17 th Oct	Saturday	Maharaja Aggarsain Jayanti
10	24 th Oct	Saturday	United Nations Day- (Celebration by Social Science Department)
11	25 th Oct	Sunday	Dusshera- (Celebration by Running House)
12	31 st Oct	Saturday	Maharishi Valmiki Jayanti, National Unity Day

NOVEMBER

<u>S.No</u>	<u>Date</u>	<u>Day</u>	
1	1 st Nov	Sunday	Punjab Diwas
2	2 nd Nov	Monday	Prakash Guru Parb of Shri Ram Dass ji
3	4 th Nov	Wednesday	Karva Chauth
4	7 th Nov	Saturday	World Cancer Awareness Day
5	11 th Nov	Wednesday	National Education Day
6	14 th Nov	Saturday	Diwali, Children Day- (Thanks Giving Activity By Senior Block)
7	15 th Nov	Sunday	Goverdhan Puja , Vishavkarma Day
8	16 th Nov	Monday	Bhai Dooj
9	19 th Nov	Thursday	National Integration Day
10	26 th Nov	Thursday	Communal Harmony
11	30 th Nov	Monday	Shri Guru Nanak Dev Jayanti- (Celebration By Punjabi Department)

DECEMBER

<u>S.No</u>	<u>Date</u>	<u>Day</u>	
1	1 st Dec	Tuesday	World AIDS Day
2	2 nd Dec	Wednesday	World Computer Literacy Day (Celebration by Computer Department)
3	4 th Dec	Friday	Indian Navy Day
4	7 th Dec	Monday	Indian Armed Forces Flag Day
5	9 th Dec	Wednesday	International Anti Corruption Day
6	10 th Dec	Thursday	Human Rights Day
7	22 nd Dec	Tuesday	National Mathematics Day

(Celebration by Maths Department)

8	23 rd Dec	Wednesday	Shradhanand Balidan Diwas, National Farmer's Day
9	25 th Dec	Friday	Christmas Day
10	26 th to 28 th Dec	Saturday, Sunday, Monday	Shaheedi Jor Mela (By Primary Block)

JANUARY

<u>S.No</u>	<u>Date</u>	<u>Day</u>	
1	1 st Jan	Friday	New Year (Hawan Yajna)
2	10 th Jan	Sunday	World Laughter Day
3	12 th Jan	Tuesday	National Youth Day
4	13 th Jan	Wednesday	Lohri- (Celebration by Running House)
5	14 th Jan	Thursday	Makar Sankranti
6	20 th Jan	Wednesday	Guru Gobind Singh Ji Jayanti
7	23 th Jan	Saturday	Neetaji Subhash Chandra Bose Birth Anniversary
8	25 th Jan	Monday	National Voters Day
9	26 th Jan	Tuesday	Republic Day- (Celebration by Running House)
10	30 th Jan	Saturday	Mahatama Gandhi Martyrdom Day- (Tribute by Running House)

FEBRUARY

<u>S.No</u>	<u>Date</u>	<u>Day</u>	
1	4 th Feb	Thursday	World Cancer Day
2	16 th Feb	Tuesday	Basant Panchmi- (Celebration by Running House)
3	20 th Feb	Saturday	World Day of Social Justice
4	21 st Feb	Sunday	Maharishi Dayanand Saraswati Jayanti- (Shradanjali by Running House)
5	23 rd Feb	Tuesday	World Peace & Understanding Day
6	24 th Feb	Wednesday	Rishi Bodh Utsav
7	27 th Feb	Saturday	Guru Ravidas Jayanti
8	28 th Feb	Sunday	National Science Day

MARCH

<u>S.No</u>	<u>Date</u>	<u>Day</u>	
1	3 rd March	Wednesday	National Defence Day
2	8 th March	Monday	International Women's Day
3	11 th March	Thursday	Maha Shiv Ratri
4	15 th March	Monday	World Consumers Rights Day
5	22 nd March	Monday	World Water Day
6	29 th March	Monday	Holi

आर्य पर्व

<u>S.No</u>	<u>Date</u>	<u>Day</u>	
1	6 अप्रैल	सोमवार	आर्य समाज स्थापना दिवस
2	14 अप्रैल	मंगलवार	पंडित गुरुदत्त विद्यार्थी जन्म दिवस
3	19 अप्रैल	रविवार	महात्मा हंसराज दिवस
4	1 जून	सोमवार	डीस्थापना दिवस .वी.ए.
5	14 सितम्बर	सोमवार	गुरु विरजानंद पुण्यतिथि
6	अक्तूबर 5	सोमवार	स्वामी विरजानंद जयंती
7	16 अक्तूबर	शुक्रवार	महात्मा आनंद स्वामी जन्म दिवस
8	24 अक्तूबर	शनिवार	महात्मा आनंद स्वामी पुण्यतिथि
9	27 अक्तूबर	मंगलवार	ऋषि निर्वाणोत्सव
10	14 नवम्बर	शनिवार	स्वामी दयानंद विरजानंद की कुटिया
11	15 नवम्बर	रविवार	महात्मा हंसराज पुण्यतिथि
12	21 नवम्बर	शनिवार	रामचंद्र छत्रपति बलिदान दिवस
13	19 दिसम्बर	शनिवार	पंडित राम प्रसाद बिस्मिल बलिदान दिवस
14	23 दिसम्बर	बुधवार	स्वामी श्रद्धानंद बलिदान दिवस
15	12 जनवरी	मंगलवार	स्वामी विवेकानंद जयंती
16	28 जनवरी	वीरवार	लाला लाजपतराय जयंती
17	21 फ़रवरी	रविवार	मुनि मुनिश्वरानंद पुण्यतिथि
18	28 फ़रवरी	रविवार	ऋषि दयानंद सरस्वती जन्म दिवस
19	4 मार्च	वीरवार	ऋषि बोधोत्सव
20	19 मार्च	शुक्रवार	पंडित गुरुदत्त विद्यार्थी पुण्यतिथि





Holidays List

Session 2020-21

<u>S.No</u>	<u>Date</u>	<u>Day</u>	
1	13 th April	Tuesday	Baisakhi
2	25 th April	Saturday	Parshu Ram Jayanti
3	25 th May	Monday	Eid Ul Fitar
4	3 rd Aug	Monday	Raksha Bandhan
5	11 th Aug	Wednesday	Krishan Janamashtami
6	15 th Aug	Saturday	Independence Day
7	2 nd Oct	Friday	Mahatama Gandhi Jayanti
8	17 th Oct	Saturday	Maharaja Aggarsain Jayanti
9	25 th Oct	Sunday	Dussehra
10	31 st Oct	Saturday	Maharishi Valmiki Jayanti
11	4 th Nov	Wednesday	Karva Chauth
12	14 th Nov	Saturday	Diwali
13	15 th Nov	Sunday	Vishavkarma DAY/ Goverdhan Puja
14	16 th Nov	Monday	Bhai Dooj
15	24 th Nov	Tuesday	Martyrdom Day of Guru Teg Bahadur Ji
16	30 th Nov	Monday	Parkash Purb of Guru Nanak Dev Ji
17	25 th Dec	Friday	Christmas Day
18	26 th to 28 th Dec	Saturday to Monday	Jor Mela
19	14 th Jan	Thursday	Makar Sankranti
20	20 th Jan	Wednesday	Guru Gobind Singh Jayanti
21	26 th Jan	Tuesday	Republic Day
22	27 th Feb	Saturday	Guru Ravidas Jayanti
23	11 th March	Thursday	Maha Shivratri

SCHOOL HOUSES

SESSION -2020-21

Name of House	Motto	Tagline	Colour	LOGO
Honesty House	Be Loyal and Trustworthy	The Art Of Being Truthful	Saffron	
Work culture House	Effective Management and Team Work	Goodness and hard work always rewarded with respect	Red	
Faithful House	Faithful Action is the Fundamental key to Success	Satayamev Jayate	Blue	
Discipline House	Self control Or Self command	Discipline turns ability into achievement	Green	

DO's AND DON'Ts

Do's

1. Give due regards to your elders.
2. Prepare yourself well to perform well.
3. Converse in English in School Campus.
4. Come to school well groomed, in proper Uniform.
5. Bring the student diary to school daily.
6. Be regular in attendance and never be late to school. Attend morning assembly without fail.
7. Keep your classroom and school premises clean and tidy.
8. Turn off the taps after use.
9. Switch off fans and lights when not in use.
10. Be fair and honest at work. Always be considerate of the rights of others.
11. Make use of the Library.

Don'ts

1. Do not bring precious articles in school.
2. Do not damage the school property.
3. Do not make noise in the classroom, corridors, auditorium or elsewhere in the school campus
4. Do not bring gadgets such as mobile phones, I Pads, MP3's etc
5. Do not absent yourself from school. 75% attendance is the minimum requirement.
- 6 Do not use abusive language.
7. Do not pluck flowers. Never touch electric plugs.
8. Do not wear expensive jewellery to school.
9. Don't involve in physical fights.
10. Do not come in personal vehicles to school.

CODE OF CONDUCT

- ❖ Converse in English in school campus.
- ❖ Come to school regularly. In case you want to avail leave, kindly get it sanctioned from class teacher.
- ❖ Ensure proper order and discipline while moving to the playground assembly / library or any lab.
- ❖ Library books must be handled with extra care and must be returned in time.
- ❖ Shouting / Fighting or Indulging in unruly behavior in the school premises is forbidden.
- ❖ Kindly contribute to make your school clean DAV, Green DAV.
- ❖ Proper decorum should be maintained while singing National Anthem / DAV Anthem and School Prayers as a mark of patriotism.
- ❖ Students should not carry any sharp objects like blade, knife, paper cutter etc. as they can prove to be harmful.
- ❖ Possession of crackers / bursting crackers / playing with colours in the school is strictly prohibited.
- ❖ Any student found with expensive jewellery, mobile phone, CD's, any other objectionable article will be subjected to fine and confiscation of the above mentioned articles.

TEN PRINCIPLES OF THE ARYA SAMAJ

1. God is the primary source of all true knowledge and of all that can be known through it.
2. God is Existent, Intelligent and Blissful. He is Formless, Almighty, Just Merciful, Unborn, Infinite, Unchallengeable, Beginning less, Incomparable the support and Lord of all, Omniscient, Imperishable, Immortal, Fearless, Eternal, Holy and the Maker of the Universe. To him alone worship is due.
3. The Vedas are scriptures of true knowledge. It is the duty of all Aryas to read them, hear them being read and recite them to others.
4. We should always be ready to accept the truth and give up untruth.
5. All actions should be performed in conformity with Dharma, that is, after due consideration of right and wrong.
6. The primary aim of the Arya Samaj is too good for all, that is, to promote their physical, spiritual and social well-being.
7. We should treat all people with love, fairness and due regards for their merit.
8. One should aim at dispelling ignorance and promoting knowledge.
9. One should not only be content with one's own welfare but should look for it in the welfare of other also.
10. One should regard oneself under restriction to follow altruistic rulings of the society, while all should be free in following the rules of individual welfare

आर्य समाज के नियम

1. सब सत्य विद्या और जो पदार्थ विद्या से जाने जाते हैं, उन सब का आदि मूल परमेश्वर है।
2. ईश्वर सच्चिदानंद स्वरूप, निराकार, सर्वशक्तिमान, न्यायकारी, दयालु, सर्वेश्वर, सर्वव्यापक, सर्वातर्यामी, अजर, अमर, अभय, नित्य, पवित्र और सृष्टिकर्ता है उसी की उपासना करने योग्य है।
3. वेद सब सत्य विद्याओं की पुस्तक है। वेद का पढ़ना-पढ़ाना और सुनना-सुनाना सब आर्यों का परम धर्म है।
4. सत्य के ग्रहण करने और असत्य के छोड़ने में सर्वदा उद्यत रहना चाहिए।
5. सब काम धर्मानुसार अर्थात् सत्य और असत्य का विचार करके करना चाहिए।
6. संसार का उपकार करना इस समाज का मुख्य उद्देश्य है अर्थात् शारीरिक, आत्मिक और सामाजिक उन्नति करना।
7. सबसे प्रीतिपूर्वक धर्मानुसार यथायोग्य वर्तना चाहिए।
8. अविद्या का नाश और विद्या की वृद्धि करनी चाहिए।
9. प्रत्येक को अपनी ही उन्नति से संतुष्ट न रहना चाहिए, किंतु सबकी उन्नति में अपनी उन्नति समझनी चाहिए।
10. सब मनुष्यों को सामाजिक सर्वहितकारी नियम पालने में परतंत्र रहना चाहिए और प्रत्येक हितकारी नियम में सब स्वतंत्र रहें।