

CLASS : U.K.G.
ENGLISH (APRIL)

My English Book

Initial Sounds of letters of alphabets and vowel sounds.
(Pages 2 to 13) Aa to Zz, Vowel 'a'.

Teacher will ask many vowel words i.e., Cat, Rat, Bat etc.

Method

Narrate the story with Pictures having 'a' vowel sound.

- 1 Match the pictures with its initial sound.
- 2 Identify the picture and encircle its initial sound.
- 3 Write the pictures name of vowel 'a'

Integrated Activity Book

Pages 1 to 13

Name Activity

- Read and write your own name.

Activity

- Encourage the children to talk about their family members.
- Paste your and your family members picture in book.
- Knowledge about body parts, sense organs and their functions.
- Talk about homes and the activities related to each room.
- Visit to the School.

HINDI (APRIL)

बाल माधुरी

पृष्ठ 1 से 4 व्यंजन (क से न)

शब्द अभ्यास

पृष्ठ 1 से 4 (क से न)

विधि

क) चित्र पहचान कर अक्षर पर गोला लगाओ

ख) सही चित्र में रंग भरो

ग) अक्षर पहचान कर सही चित्र से मिलाइए

मौखिक

पुस्तक पठन व चित्रों के माध्यम से व्यंजनों की पहचान

MATHS (APRIL)

Book	Pages 1 to 13
Concepts	Big and small, Long and Short, Tall & Short, More & Less
Method	These concepts will be explained with the help of classroom situations. Then ask the children to identify them.
In Note Book	1 to 50, Counting, Missing Numbers (0 to 10) and What comes after 0 to 10
Activity	<ul style="list-style-type: none">- Oral practice in counting will be given which will help the children to insert missing numbers and do what comes after- Number train of students will be made to learn the missing numbers and what comes after in play way method.- Students will count the beads

ENGLISH (MAY)

My English Book	Pages 14 to 17, Vowel 'a' and 'e'
Method	Narrate the story with pictures having 'e' vowel sound. Tell them difference between sound of 'a' and 'e' vowel as in bat, bet. Match the phrase with the picture.
Integrated Activity Book	Pages 14 to 20
Method	1. Encircle the words that do not belong
Activity	<ol style="list-style-type: none">1. Discussion about the sources and uses of water.2. Sinking and Floating Activity.3. Clean water and dirty water.
Development of Vocabulary (Oral)	* Days of Week

JUNE SUMMER BREAK

HINDI (MAY)

बाल माधुरी

पृष्ठ 5 से 7 (क से ह)

शब्द अभ्यास

पृष्ठ 5 से 8 (प से ह)

विधि

चित्र पहचान कर पहला अक्षर लिखो।

खाली स्थान भरो।

दोहराई

क से ह

मौखिक

क से ह की पहचान

MATHS (MAY)

Book

Pages 14 to 32

Concepts

Look-alike, Make a sequence, Number concept (0-10)

In Note Book

Concept of 0 and 10, What comes after, before, between (0-10)

Activity

1. Match the pairs, Encircle the picture that is different, to colour only those things which we eat & which we see in the sky.
2. Make a sequence by filling the right colour in objects
Complete the sequences by colouring the objects.
3. Count the balls in basket and write the number, encircle the correct numeral, count and join each box with correct number, insert missing number.
4. Concept of '0' will be explained by practical method (using class room situations)
5. Concepts of 10 will be explained with the help of Abacus

In Note Book Activity

What comes before and between (0-10)

Oral practice in counting

JUNE SUMMER BREAK

ENGLISH (JULY)

My English Book

Pages 18 to 21

Method

- Identify picture's name.
- Read words in Rhythmic way
- Match the phrase with the picture.
- Fill in the blanks with (Vowel) 'a', 'e'

Integrated Activity Book

Pages 21 to 28

Activity

1. Our Helpers, (Postman, Teacher etc.)
Organise a visit of different helpers to the class.
2. See the pictures and write their names.
3. Choose the correct phrase for writing.
4. Write the missing Letter.

HINDI (JULY)

बाल माधुरी

स्वर पृष्ठ 9 से 27 (अ से अः)

शब्द अभ्यास

पृष्ठ 9 से 15 (अ से अः)

विधि

क) चित्र के माध्यम से स्वर की पहचान।

ख) कहानी के माध्यम से स्वर की पहचान।

दोहराई





क से ह व अ से अः।

मौखिक

स्वर कथा व स्वर गीत

व दो अक्षरों के शब्दों का पठन करवाया जाएगा।

MATHS (JULY)

Book	Pgs. : 33 to 49
Concept	Identifies flat Shapes    
Method for Addition	Addition and Subtraction Teacher will explain the concept of Addition (+) by using some object i.e. like toffees, pencils, chalks, Crayons etc. Instead of and we can use the sign (+) After that she will ask the students to count the objects and add them. When we add '0' number, the number remains the same.
Method for Subtraction	Teacher will explain the concept of Subtraction by 'giving and taking' illustration. Pictures given in the books will be explained. For example Teacher will say - there are 7 balloons, 3 balloons fly away How many balloons are left' ?
Activity	Students will use abacus for the concepts of addition and subtraction
In Note Book	Sums of addition and subtraction, counting (1-50) Missing numbers (0-10)

AUGUST

REVISION & WORKSHEET & EVALUATION

IIIND TERM SEPTEMBER

ENGLISH (SEPTEMBER)

My English Book	Pages 22 to 33 ('i' and 'o' vowel)
Method	<ol style="list-style-type: none">1. Sound story of 'i' and 'o' vowel.2. Identify and match the picture with its name.3. Read and write some more words and Phrases of vowel 'i' and 'o',
Integrated Activity Book	Pages 29 to 44
Method	<ul style="list-style-type: none">- Discussion about animals and their homes, their kids.- Difference between Domestic and wild animals.- Animals and their food.- Discussion about birds, their homes & their eating habits.- Collage of birds and animals.
Development of Vocabulary (Oral)	* Animals And Birds Name (Oral)

HINDI (SEPTEMBER)

बाल माधुरी	पृष्ठ 28 से 36 (दो अक्षरों के शब्द)
शब्द अभ्यास	पृष्ठ 16 से 22 (दो अक्षरों के शब्द)
लिखित	क से ह, अ से अः, दो अक्षरों के शब्द
विधि	1. चित्र पहचान कर पहला अक्षर लिखो। 2. खाली स्थान भरो।
मौखिक	1. दोहराई - अ से अः, क से ह। 2. दो अक्षर के शब्दों का पठन

MATHS (SEPTEMBER)

Book	Pages 50 to 62
Concept	Addition and Subtraction and Shapes
Method	Number line will be used for the sums of subtraction and addition. Different things of different shapes will be shown to the students to clear the concept of shapes Difference of number of sides and length of sides will be explained.
Activity	1. Students will make different shapes with co-cured clay 2. Abacus will be used by the students for the practice of subtraction and addition.
In Note Book	Concept of shapes, counting (1 to 100)

ENGLISH (OCTOBER)

My English Book

Pages 34 to 42

Vowel 'u' Pages 34 and 35

Method

Complete the cross word of vowel a to u

Read the words in Rhythmic way.

Integrated Activity Book

Pages 45 to 57

Identification of means of transport.

Classification of means of transport as

Airways, Waterways and Roadways

Discussion about road safety rules

1. Encircle the word that names the picture.
2. Write the pictures name of all vowels.

Development of Vocabulary (Oral)

* Transport Names (Oral)

HINDI (OCTOBER)

बाल माधुरी

पृष्ठ 37 से 46 (तीन अक्षरों के शब्द व वाक्य)

शब्द अभ्यास

पृष्ठ 23 से 30 (तीन अक्षरों की शब्द रचना)

विधि

1. दो अक्षरों के नए शब्द बनाना।
2. ब + स = बस, म + टर = मटर

क्रियात्मक कार्य

1. समान ध्वनि वाले शब्दों के जोड़े बनाए।
2. चित्र देखकर शब्दों को सही कीजिए।
3. वर्ग पहेली।
4. चित्र पहचान कर सही शब्द पर गोला लगाइए
5. शब्द रचना।

दोहराई

दो व तीन अक्षर के शब्दों का पठन।

MATHS (OCTOBER)

Book	Pages 63 to 74
Concept	Count & Write, Number Completion, What comes after, between and before
Method	Count the dots and trace the numbers (11 to 20) <ol style="list-style-type: none">1. Number train of students will be made for the concept of missing number.2. Students will join the dots from 1 to 20 to complete the picture.3. Oral practice in counting which will help the students in doing Missing Numbers, What comes after, before and between.4. Add (+) and subtract (-) with the help of number line.5. Concept of tens and ones place.
In Note Book	Missing Numbers (0-20), What comes after, before and between (0-20)

NOVEMBER

REVISION & WORKSHEET & EVALUATION

IIIIRD TERM

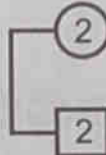
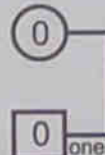
ENGLISH (DECEMBER)

My English Book	Pages 44 to 54 (Concept of and, is, This, That, in, on)
Method	<ul style="list-style-type: none">- By showing the picture cards teacher will ask the position of the object- By placing objects in different ways.- By developing some classroom situations, concept of 'This' & 'That'
Integrated Activity Book	Pages 58 to 68
Method	<ol style="list-style-type: none">1. Students will see the pictures and write the sentences.2. Visit to garden for an excursion.3. Collection of leaves of different plants.4. Drawing the objects we get from plants.5. Germination of Seed.6. Concept of and, is, this, That, in & on.
Development of Vocabulary (Oral)	* Name of Fruits and Trees

HINDI (DECEMBER)

बाल माधुरी	पृष्ठ 47 से 56 (चार अक्षर वाले शब्द)
शब्द अभ्यास	पृष्ठ 31 से 39
विधि	चार अक्षरों के शब्द
दोहराई	1. दो, तीन व चार अक्षरों के शब्दों की दोहराई।

MATHS (DECEMBER)

Book	Pages 75 to 83 (Concept of tens & Ones)
Concept	Missing Number (0-50) and Counting (1 to 150) Concept of tens-ones will be explained in the following way This says how many tens are there  This says how many ones are there 
Activity	<ol style="list-style-type: none">1. Students will count the beads and write the numerals.2. Students will draw the beads according to given number.3. Oral practice in counting.
In Note Book	<ol style="list-style-type: none">1. Concept of Tens, Ones, missing numbers (0-50)2. What comes after, before & between 1 to 50.

ENGLISH (JANUARY)

My English Book	Pages 55 to 66 (Concept of in, on, under and has)
Chapter	'Naughty Friends' (Page 62)
Method	The picture of the 'Naughty friends' will be shown and oral picture will be given.
Chapter	'Visit to the Zoo' (Page 63)
	The picture of the 'Zoo' will be shown. A visit to the zoo will be organised.
Chapter	Ow! pup (Page 64)
Method	By asking the position of the objects in the picture
Chapter	In the field (Page 65)
Method	By showing the objects.
Chapter	In the Play ground (Page 66)
Method	1. Teacher will develop some class-room situations to make the concept more clear.
Integrated Activity Book	Page 69 to 78
Activity	1. Discussion about the seasons and things we like to eat in different seasons. 2. Students will make a paper boat. 3. Fill the air in balloon. 4. Discussion about sunlight and shadows. 5. Candle experiment 6. Tracing of shadow 7. Concept of in, on, under and has

HINDI (JANUARY)

बाल माधुरी	पृष्ठ 57 से 68 (आ की मात्रा व वाक्य)
शब्द अभ्यास	पृष्ठ 40 से 51
विधि	1. समान ध्वनि वाले शब्दों पर गोला लगाएंगे 2. सही चित्र को मिलाएंगे 3. काला-काला बादल आया गीत मिलकर गाएंगे
दोहराई	आ की मात्रा व चार अक्षरों के शब्दों की दोहराई करवाई जाएगी।

MATHS (JANUARY)

Book	Pages 84 to 89
Concept	Number names (1-10), Concept of weight.
Method	Students will count the object and write the numerals and their number names (1 to 10), Number Names will be learnt by the students by oral practice.
Activity	Things of different weight will be given to the students so that they can feel the weight by placing them on their hands. Teacher will ask which thing is heavier ? and which is lighter ? They will write 'H' for heavy things and 'L' for light things.
In Notebook	Number names (1 to 10), Tens-Ones, What comes after, before, between (0 to 50) Add (+), Subtract (-) (0-20)

FEBRUARY

REVISION & WORKSHEET & EVALUATION

ENGLISH (FEBRUARY)

My English Book	Revision of pages 44 to 66
Integrated Activity Book	Revision of Pages 58 to 78

HINDI (FEBRUARY)

बाल माधुरी	पृष्ठ 47 से 68
शब्द अभ्यास	31 से 51 तक
द्विधि	चार अक्षर व आ की मात्रा की दोहराई करवाई जाएगी।

MATHS (MARCH)

Counting 101 to 150

Revision of Pages 75 to 89

SYLLABUS CHART OF RHYMES (कविता) Oral

Months	English	Hindi
April	True friends, Fruit seller	बर्थ डे, कौआ
May	Summer time	नटखट बंदर, सीस
July	Doctor, My Dear Ones	फल वाला, मालू वाला
August	Ist Term Evaluation	Ist Term Evaluation
September	Rainy Season, Sound of Animals	सोने की चिड़िया, ईद
October	Water, going to the Zoo	सुबह, दीवाली, दशहरा
November	IInd term Evaluation	IInd Term Evaluation
December	Winter Time	क्रिसमस, हे माँ तुम्हें प्रणाम
January	My Life, Vegetables	सर्दी आती है, सब्जी ले लो
February	Pomp Tring, Zoom, Chuk, Sweeper	होली, हवा
March	IIIrd Term Evaluation	IIIrd Term Evaluation

SYLLABUS CHART OF SUBJECT ART

Month	Fun with Colour	Activity
	Colouring the book	
April	Page No. 1 to 5	Ball, Hut
May	Page No. 6 & 7	Origami (Kite)
July	Page No. 8 & 9	Printing with Lady finger & Onion tracing over any picture
August	Worksheet I Term Exam	
September	Page No. 10, 11 & 12	Hand Painting
October	Page No. 13, 14 & 15	Diya Making
November	Worksheet II Term Exam	
December	Page No. 16, 17 & 18	Paper Collage
January	Page No. 19, 20	Thread Painting
February	Page No. 21 to 24	Thumb Painting
March	Worksheet III Term Exam	

PHYSICAL AND MOTOR DEVELOPMENT

SPORTS

Ist Term

1. Simple Race.
2. Throw and catch a small ball and Tug of War.
3. Passing the Parcel.
4. Run forward, backward (fast and slow) Straight Line.
5. Swings and Flat Race.

IIInd Term

1. Buttoning and Lacing Board.
2. Aim a ball at the target.
3. Relay Game
4. Musical Chair
5. Jump into shapes

IIIrd Term

1. Kick a big and small ball in the given direction.
2. Throw and put the ball in the basket.
3. Balloon Race
4. Mask Race
5. Obstacle Race

Hygiene, Health Care and Nutritions

1. Bring a variety of good real food.
2. Regular check up of eyes, ears, teeth, nails, height and weight
3. Hygiene routines for toilets
4. Washing hands,

Social and Emotional Growth

Sharing : Sharing toys, books, lunch, Ideas

Co-operation : Help each other

Work Co-operatively in group.

Leadership : Class room duties

SATURDAY ACTIVITIES

MONTH	1ST WEEK	2ND WEEK	3RD WEEK	4TH WEEK	5TH WEEK
April	INDOOR GAME	P A	Puzzle	Colouring Comp.	
May	STORY TELLING	R E	Salad Activity		
June	SUMMER	N T	VACATION		
July	PHYSICAL ACTIVITIES		Clay Activity	What is Missing	
August	LISTEN & ACT	T E A C H E R		Listen & Act	
Sep.	STORY DRAMATIZATION		Riddle	Song	Role Play
Oct.			Dussehra Role Play		
Nov.	Diwali Celebration				
Dec.		M E E T I N G	Nature Walk		Air Concept
Jan.	WINTER VACATION		Weight Activity	Visit to Zoo	
Feb.	MUSICAL ACTIVITY				
March					

CONVERSATION QUESTIONS

G.K. (APRIL) (Oral)

- Q.1 What is your name ?
Ans My Name is
- Q.2 How old are you ?
Ans I am years old.
- Q.3 In which class do you study ?
Ans I study in UKG class.
- Q.4 What is the name of our National Animal ?
Ans Tiger
- Q.5 What is the name of our National Bird ?
Ans Peacock

G.K. (MAY)

- Q.1 In which school do you study ?
Ans I study in D.A.V. Public School.
- Q.2 What is your bus Number ?
Ans My Bus No is
- Q.3 Who is the founder of Arya Samaj ?
Ans Swami Dayanand Saraswati.
- Q.4 What do you mean by U.K.G.?
Ans. Upper Kindergarten.
- Q.5 How many brother/sister do you have ?
Ans. I have

G.K. (JULY)

- Q.1 Who is our Class Teacher ?
Ans Mrs..... is my class teacher.
- Q.2 Who is your Principal ?
Ans is our Principal
- Q.3 What is the name of your Father ?
Ans My Father's name is Mr.....
- Q.4 What is the name of your mother ?
Ans My mother's name is Mrs.....
- Q.5 How many colours are there in Rainbow ?
Ans There are Seven Colours in rainbow.

AUGUST
I TERM EVALUATION
G.K. (SEPTEMBER)

- Q.1 What is your phone/mobile number ?
Ans My mobile/phone No. is.....
- Q.2 In which city do you live ?
Ans I live in Jind.
- Q.3 In which country do you live ?
Ans I live in India.
- Q.4 Who is our Prime Minister?
Ans Mr. Narendra Modi.
- Q.5 How many spokes are there in our National Flag?
Ans 24 spokes

G.K. (OCTOBER)

- Q.1 What is the name of God ?
Ans 'Om'
- Q.2 What do you mean by UKG?
Ans Upper Kindergarten
- Q.3 What do you mean by D.A.V.?
Ans Dayanand Anglo Vedic
- Q.4 In which state do you live ?
Ans Haryana
- Q.5 Name the National Fruit of India.
Ans. Mango

NOVEMBER
II TERM EXAM
G.K. (DECEMBER)

- Q.1 How many days are there in a week ?
Ans There are seven days in a week.
- Q.2 How many months are there in a year ?
Ans There are 12 months in a year.
- Q.3 How many eyes/ears/legs/hands do you have ?
Ans I have 2 eyes/ears/legs/hands.
- Q.4 How many students are there in your class ?
Ans There are students in my class.
- Q.5 Who is the President of India.
Ans Sh. Ramnath Kovind

G.K. (JANUARY)

- Q.1 What things you see in the sky ?
Ans Sun, Moon, Stars, Clouds, Birds and Jet
- Q.2 What things do you see in the garden ?
Ans Plants, trees, grass, swings, birds etc.

Q.3 What is the colour of grass ?

Ans. The colour of grass is green.

Q.4 Which is our National Song ?

Ans. Vande Matram

Q.5 Name the National Game of India.

Ans. Hockey

G.K. (FEBRUARY)

Q.1 What is our National Flag called ?

Ans. Our National Flag is called 'Tricolour'.

Q.2 Which is our National Anthem ?

Ans. Jana-Gana-Mana

Q.3 How many colours are there in our National Flag ?

Ans. There are three colours in our National Flag.

Q.4 How many sense organs are there in our body ?

Ans. There are five sense organs.

Art and Craft

Month	Fun with colour	Activity
	Colouring the book	
April	Page 1 to 5	Ball, Hut
May	Page 6 & 7	Origami (Kite)
July	Page 8 & 9	Printing with Ladyfinger & Onion, tracing over any picture
August	Worksheet I Term Exam	
September	Page 10, 11 & 12	Hand Painting
October	Page 13, 14 & 15	Diya Making
November	Worksheet II Term Exam	
December	Page 16, 17 & 18	Paper Collage
January	Page 19, 20	Thread Painting
February	Page 21 to 24	Thumb Painting
March	Worksheet III Term Exam	

CONTINUOUS AND COMPREHENSIVE EVALUATION (CCE)

ORAL EVALUATION
(Reading, Speaking, Listening)

Always	A*
Usually	A
Some times	B
Needs Attention	C

WRITTEN EVALUATION :
(Term Exam+CCE)

OUT OF 50 :

50-45	A*	Out Standing
44-36	A	Excellent
37-28	B	Very Good
27-18	C	Good
Below 18	D	Average

OUT OF 25 :
(Term Exam+CCE)

25-23	A*	Out Standing
22-19	A	Excellent
18-14	B	Very Good
13-09	C	Good
Below 9	D	Average