



D.A.V. PUBLIC SCHOOL
SECTOR-6,DWARKA
Holidays' Homework
for
Summer Vacations, Class- II



Name of the Student : _____
Class & Section : _____
Roll No. : _____

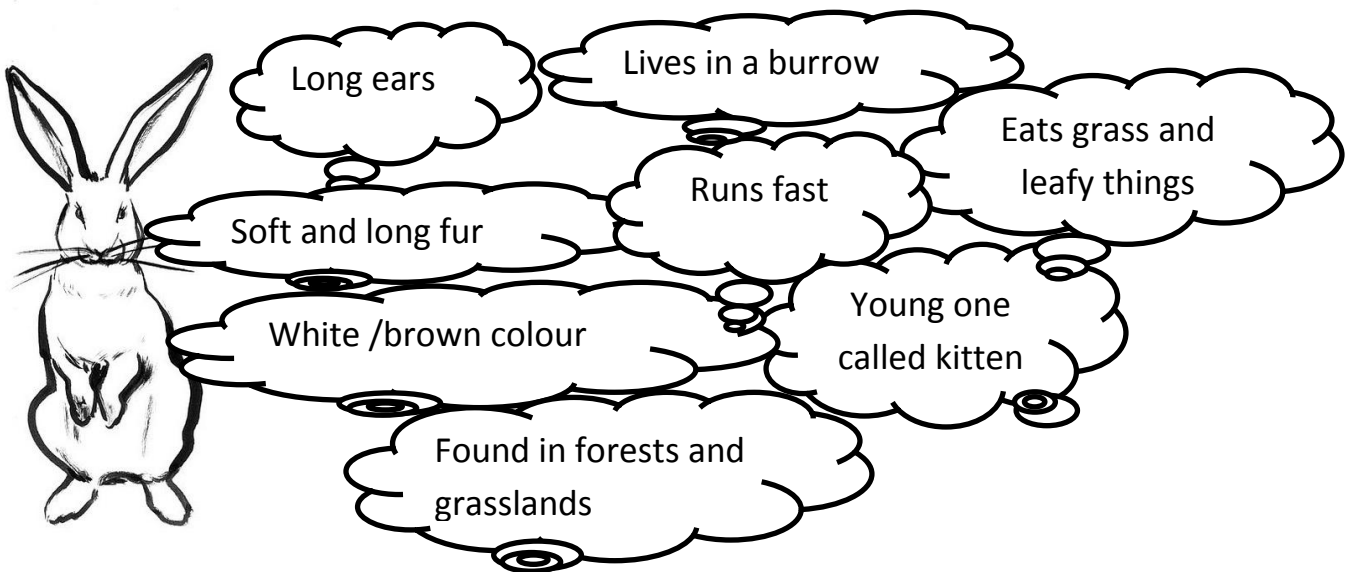
Note - : Please do all the activities on ruled A4 size coloured sheets and put them in transparent leaf folder.

ENGLISH

Q1. Write the spellings of your name by using cut out of letters from a magazine on A4 size sheet.

Q2. Make a list of toys you play with.

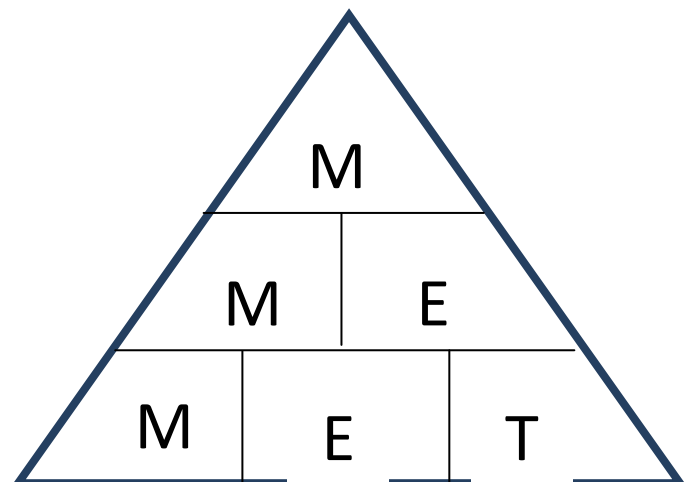
Q3. Take the help of the following points to write a few sentences on the animal whose picture is given below.



Q4. Word Building

Make 5 word pyramids .

The first one has been done for you.



Q5. Write two sentences for each of the following

a) I love my mother because –

1. _____

2. _____

b) I go to school to –

1. _____

2. _____

c) I play to –

1. _____

2. _____

d) I am happy when-

1. _____

2. _____

Q6. Story Time

Books are our best friends. Read any one of the following books-

- 1) Panchtantra
- 2) Alice in Wonderland
- 3) The Jungle Book
- 4) The SnowWhite and the Seven Dwarfs
- 5) The Ugly Duckling

Now after reading

- a) Write the title of the story which you have read.
- b) Draw, colour and name your favourite character from that story.

Q7. FUN WITH POEMS

Learn any two short poems and draw picture related to the poem beside it.

प्रश्न 1 सही शब्द लिखकर वाक्य पूरा करो।

1. मेरे स्कूल का नाम-----है।
2. मैं -----कक्षा में पढता हूँ।
- 3 मेरी शिक्षिका का नाम ----- है।
- 4 मेरी हिंदी की किताब का नाम-----है।

प्रश्न 2 दी गई कहानी से सम्बंधित पाँच प्रश्न बनाओ और उनके उत्तर एक शब्द में दो।

लालची कुत्ता

एक बार एक कुत्ते को बहुत जोर से भूख लगी थी। तभी उसे एक रोटी मिली। वह उस रोटी का पूरा आनंद लेना चाहता था। इसलिए वह उसे शान्ति में बैठकर खाने की इच्छा से रोटी को अपने मुँह में दबाकर नदी की ओर चल दिया। नदी पर एक छोटा पुल था। जब कुत्ता नदी पार कर रहा था, तभी उसे पानी में अपनी परछायी दिखाई दी। उसने अपनी परछायी को दूसरा कुत्ता समझा और उसकी रोटी छीनना चाहा।



रोटी छीनने के लिए उसने भौकते हुए नदी में छलाँग लगा दी। मुँह खोलते ही उसके मुँह की रोटी नदी के जल में गिरकर बह गयी और लालची कुत्ता भूखा ही रह गया। इसलिए कहा गया है कि हमें लालच नहीं करना चाहिये।

प्रश्न 3 नीचे दिए गए शब्दों में से सही शब्द पर गोला लगाओ।

- | | | |
|-----------|--------|--------|
| 1. कृसन | कृष्ण | कर्षण |
| 2. सकोच | संकोच | सक्रोच |
| 3. सुदामा | सौदामा | सोहदमा |

प्रश्न 4 समान अर्थ वाले शब्दों का मिलान करो ।

1	स्नेह	उपहार
2	भेंट	मित्र
3	दोस्त	पहरेदार
4	द्वारपाल	प्यार
5	मुश्किल	मदद
6	चीज़	आकाश
7	आसमान	कठिनाई

प्रश्न 5 हमारे सहायक पुलिस, किसान, दर्जी, धोबी इत्यादि किसी एक का फ़्लैश कार्ड बनाइए ।

प्रश्न 6 रचनात्मक लेखन -

- बिन्दुओं को जोड़कर चित्र पूरा करो, अब उसमें रंग भरओ और बताओ क्या बना ?
- अब इसको एक प्यारा सा नाम दो ।
- इसका नाम है----- ।





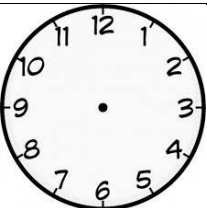
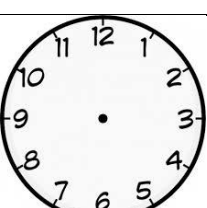


प्रश्न 7 दिए गए चित्र में रंग भरो और उसका मुखोटा तैयार करो ।



MATHS

Q1 Make a timetable for yourself so that you get enough time for study as well as play. In the left column show time in the clock and in the right column beside it, write down the work that you will do at that time







	
	
	
	
	
	

Q2 Visit to a market!

Go to a market with your parents. Make a shopping list. Note down the prices of the things that you buy, and write them down in a A4 size sheet.

S.No.	Items bought	Price

Q3 Complete the pattern:-

Q4 Make cut outs of 2-D shapes (Square, Rectangle, Triangle and Circle) using different coloured paper. Draw and colour the following on these shapes as given–

- Square - Any pet animal.
- Rectangle - Any wild animal.
- Triangle – Any domestic animal.
- Circle – Any water animal.

Now paste these cut outs on a mount board and arrange them in the form of a wall hanging as given on the right side



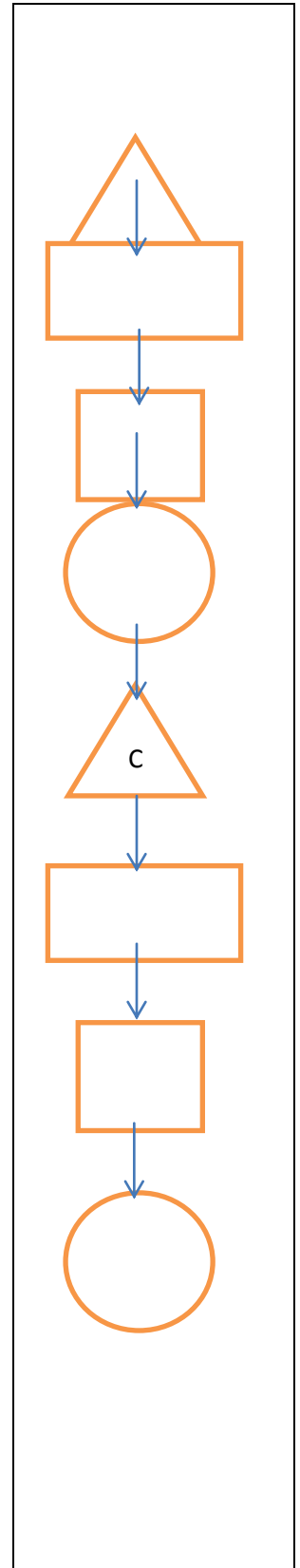
Q5 Roll a dice three times. Note down the outcomes.
Then form 4 three-digit numbers with the outcomes by writing the numbers in place of hundreds, tens and ones. For e.g.-



356,653,365,536.

- Write the place value of each digit in numbers formed.
- Write their number names.
- Write what comes before and after each number.

Practice this activity every week during your holidays.




E.V.S.

Q1 Look in your vicinity and find different road signs. Draw two road signs on an A4 size pastel sheet in the format given below.

--	--

Q2 Look at the picture of the boy below and write the correct number of body parts



I have _____ head.

I have _____ eyes and _____ eyelids.

I have _____ mouth.





I have _____ arms.

I have _____ fingers and _____ nails.

I have _____ legs.

I have _____ feet and _____ toes.

Q3 Colour the safe objects only:



Activity: - Making invisible Ink with Lemon Juice

Making invisible ink is a lot of fun. You can pretend you are a secret agent as you keep all your secret codes and messages hidden from others. All you need is some basic household objects and the hidden power of lemon juice.

What you'll need:

- Half a lemon
- Water
- Spoon
- Bowl
- Cotton bud
- White paper
- Lamp or a light bulb

Instructions:

1. Squeeze some lemon juice into the bowl and add a few drops of water.
2. Mix the water and lemon juice with the spoon.
3. Dip the cotton bud into the mixture and write a message or draw a picture with it onto the white paper.
4. Wait for the juice to dry so it becomes completely invisible.
5. When you are ready to read your secret message or show it to someone else, heat the paper by holding it close to a light bulb or a torch. How did you like the activity?

Q-5 Eat 5 fruits and count their seeds. Please record your findings in the given format on an A4 size sheet.

Name of the fruit	No. of seeds

Art & Craft

Prepare the following items according to your roll nos-

S.No.	Topic	Roll No.
1	First Aid Box	1-10
2	Folder	11-20
3	Photo frame	21-30
4	Aquarium using shoe box	31-40
5	Pen stand using waste material	41-50