

HOMework

Pre-Primary

Session: 2016-2017

*Keep your child's brain active over break
without them knowing they're doing "Homework"*





Dear Parent

Summer vacations are round the corner and as always they spell fun and frolic. It's time to relax, rejoice and rejuvenate. Spend quality time with your child. While fun is intrinsic to their age, constructive utilization of their time is of vital importance. We have planned a few enjoyable worksheets and activities in this booklet to keep the children engaged in the hot summer afternoons and pave the way towards progressive learning of your child.

- **Do the below mentioned work according to the subjects given.**

Fun Time – Volume-I:

- Do the following pages:
Hindi- Pages-17 to 22
English- Pages- 3 to 9
Maths– Pages- 28 to 37

Hindi:

- *BalMadhuri*- Recognition of Vyanjan (क- ह)
- Do written practice of Vyanjan (क- ह) twice.
- Dictation of Vyanjan (क- ह) four times.

English:

- *My English book*- Reading of pgs 16-20
- Practice any ten words with vowel 'a' 4 times
- Learn an English and a Hindi story with a moral.

Maths:

- Write counting from 0-30.
- Draw and colour pictures depicting Pre- number concept: big - small, tall - short, more - less.
- Write after numbers (0-50) 2 times.
- Write missing numbers (0-50) 2 times.

Project work: Pre-Primary

Do not use thermocol, only use eco-friendly material

- ✓ Swan: **Roll No 1-23** -Pictionary of Numerals(1-50)on A4 size sheets.
Roll No 24-47-Wall Hanging using 3-D shapes.
- ✓ Sparrow:**Roll No 1-23** -Pictionary of Vayanjan क से ह on A4 size sheets.
Roll No 24-46-Model of My Home.
- ✓ Parrot: **Roll No 1-23**-Calendar of Festivals.
Roll No 24-46-Model of Sources of Water.
- ✓ Dove:**Roll No 1-23**-Calendar of Shapes and Colour.
Roll No 24-46-Model of Our Helpers.

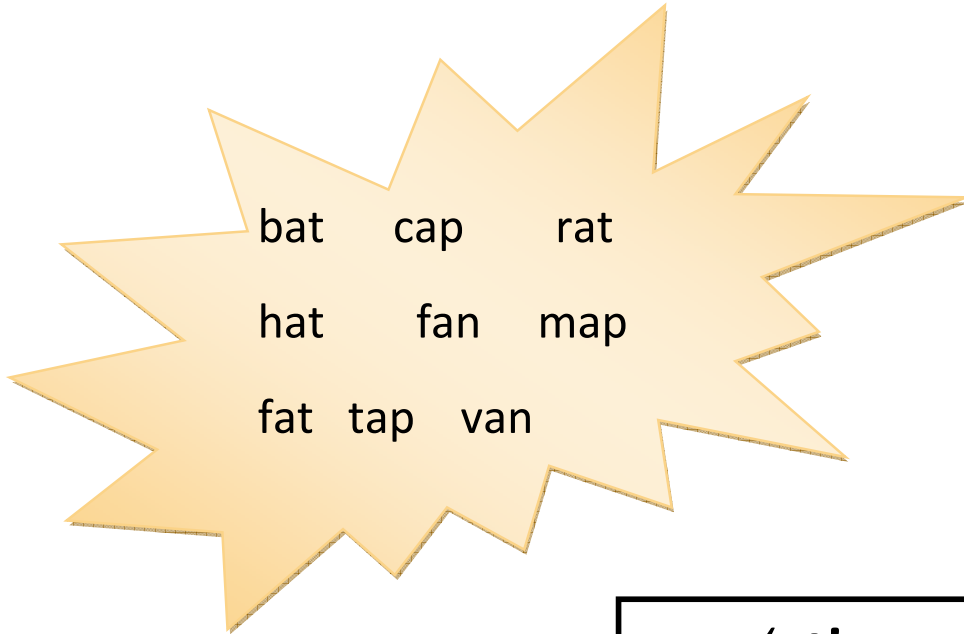
Note :1. Do the written work in a 3-in-one notebook.

2. Kindly submit the holiday homework along with Funtime Volume-1 and Project work by Friday, 8th July,2016 positively.

Rhyme Zone



- Encircle and write the correct words in the box.




'at' words

Handwriting practice lines for the words 'at'. Each line set consists of a top blue line, a middle red line, and a bottom blue line. There are four such sets of lines provided for writing.

I Can Read and Match



- Match each picture with its name by connecting them with a line using a pencil .



van

mat

cat

cap

bag

tap

Subjects included:
Hindi
Maths
EVS
English

The House We Live In!



1. Colour the picture.
2. The name of the vehicle in the given picture is c__r.
3. Name the source of water drawn in the picture._____
4. Identify the **square** shaped objects in the picture and draw them in the box given below.



5. चित्र में दिखाए गए जानवर के नाम पर गोल लगाइये।

चूहा

खरगोश

शेर

Story Time



The Ant and the Grasshopper

Visit the below mentioned youtube link and enjoy the story

- Youtube link: <http://youtu.be/eKHIQSJfXnl>


Now, answer the following questions based on the story that you watched on the youtube link given above:

1. List any two characters in the story.

2. Who had nothing to eat in the winter season?

3. To whom did the Grasshopper beg for a little corn?

4. Colour the pictures given below:



Number Game




Match the correct numbers to the pictures.

6	•	•	
4	•	•	
3	•	•	
1	•	•	
2	•	•	
5	•	•	
7	•	•	

Subjects involved:
Maths
English
Hindi
EVS

Transport Buzz...

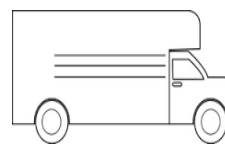


1. What mode of transport is shown in this picture? _____
2. How many circles are there in the picture? _____
3. How many houses are there in the picture? _____
4. Colour the picture.
5. Write the initial sounds of the given pictures.





6. चित्र देखकर सही वाहन पर गोला लगाइए।




Fun with Family




Paste the photographs of your family members in the family tree given below.

My Family Tree




**Subjects
included:**
Maths
English
EVS
Hindi

Day and Night



1. दिन के दृश्य में दो फूल बनाइये ।
2. Count the number of stars.
3. Name the means of air transport shown in the picture.
4. _____ is shining brightly.
5. Colour the picture.

आओ चित्र बनाए



अक्षर से दो दो चित्र बनाए।

घ		
छ		
थ		
न		
म		
प		
ड		

**Subjects
involved:**
English
Maths
EVS
Hindi

HAPPY FAMILY




1. This is the picture of happy _____
2. How many members are there in the family? _____
3. How many pets are there? _____
4. Write down the words containing vowel 'a' from the picture .
_____ , _____ , _____
5. Write two rhyming words of 'lad' _____ , _____
6. Colour the picture.
7. पेड़घरऔरफूलकिसव्यंजनवर्गमेआतेहैं।
कवर्गपवर्गचवर्ग

Button Pasting



Complete the picture using crayons and paste the colourful button on fish and bubbles



Paper Crumpling

Complete the picture by paper crumpling
(Note: Use colorful kite paper)

