

Academic Plan – 2015 - 16

Class – IV

ENGLISH

Term - I

April

My English Reader	Prose: A True Friend
Writing	Invitation Letter
Grammar	Homophones and Nouns
Practice Book	Unit-I
<u>Activities-</u>	
Individual:	1. Self introduction (to the class) 2. Unscramble letters to form words
Group:	Homophones crossword puzzle.

May

My English Reader	Prose: Mix up at Birth
Writing	Application Writing
Grammar	Kinds of sentences, synonyms
Practice Book	Unit - 2
<u>Activities-</u>	
Individual:	1. Poem Recitation 2. Listening Comprehension-Students will complete the worksheet on the basis of their listening of the audio tape.

July

My English Reader	Prose: Jungle Safari
Writing	Picture composition
Grammar	Pronouns, describing words
Practice Book	Units 3 and 5
<u>Activities :</u>	
Individual:	Describe a picture

Group: Make 'Travel Ads' for newspapers and magazines.

August

My English Reader	Prose: The Rich Lady and the Artist
Writing	Paragraph writing
Grammar	Punctuation, Verbs, Subject Verb Agreement
Practice Book	Unit 7
<u>Activities:</u>	
Individual:	1. Tongue twisters 2. Speak 2-3 sentences on pictures shown
Group:	Unscramble words to form new words
<u>September</u>	Revision for SA1

Formative Assessment-1

Pen and Paper Test - Syllabus	
Reading	Comprehension passage
Writing	Invitation Letter
Grammar	Nouns
My English Reader	Prose: A True Friend

Formative Assessment-2

Pen and Paper Test - Syllabus	
Reading	Comprehension passage
Writing	Application writing
Grammar	Pronouns
My English Reader	Prose: Mix up at Birth

Summative Assessment-1

<u>Syllabus:</u>	
Reading	Comprehension passage/ poem
Writing	Paragraph writing, Application writing, Picture Composition and Invitation letter

Grammar Punctuation, Pronouns, Synonyms
Describing words, Verbs, Kinds of
Sentences.

My English Reader Prose : Rich Lady and the Artist, A True
Friend & Jungle Safari
Poem: Travel Plans

Term - II

October

My English Reader Prose: The Foolish Men

Writing Paragraph Writing

Grammar Prepositions, Genders

Practice Book Unit 4

Activities:

Individual: Spell Check

Group: Role Play

November

My English Reader Prose: In the Land of Lilliput

Writing Informal Letter

Grammar Adverbs, Tenses-Simple Present Tense
and Present Continuous Tense

Activities:

Group: Sequencing

December

My English Reader Prose: King Thurstbeard

Writing Picture Composition

Grammar Tenses-Simple Past, Past Continuous and
Simple Future Tense

Practice Book Unit 9

Activities:

Individual: Listening Comprehension- Students will
complete worksheets based on their
listening of audio tape.

January

My English Reader Prose: The Lost Alien

Grammar Antonyms

Activities:

Individual: Crossword Puzzles on antonyms

Group: On the Spot story writing with the help of
clues

February

Revision for SA2

Formative Assessment-3

Pen and Paper Test - Syllabus

Reading Comprehension passage

Writing Paragraph Writing

Grammar Prepositions

My English Reader Prose: The Foolish Men

Formative Assessment-4

Pen and Paper Test - Syllabus

Reading Comprehension poem

Writing Informal letter

Grammar Adverbs

My English Reader Prose: In the Land of Lilliput

Summative Assessment-2

Reading Comprehension passage/poem

Writing Informal letter, Picture Composition,
Paragraph writing.

Grammar Antonyms, Prepositions, Jumbled words,
Adverbs, Tenses, Describing words and
Punctuations.

My English Reader Prose : In the Land of Lilliput, King
Thurstbeard, Lost Alien, The Foolish Men

Note : 1. This is not a comprehensive list. More activities will be
added throughout the session

2. Worksheets on Reading Section will be given on regular basis.

Assignment - 1

I. Read the following passage carefully.

Some children love to play with hamsters. They are clean, friendly little animals. Hamsters have soft, golden-brown fur.

Hamsters sleep mainly in the day. They move fast when they are awake. Hamsters have sharp gnawing teeth. They can easily gnaw wood with their sharp teeth. They love to eat mainly seeds, especially sunflower seeds. They eat carrots and apples too.

Hamsters are mammals. The females feed the young with their milk. The babies are no longer than your finger. The mother makes nests for the babies out of paper and rags.

Q.1 Complete the sentences.

- a. Children love to play with hamsters because they are _____
- b. The colour of a hamster's fur is _____.

Q.2 Write three things that hamsters love to eat.

1. _____ 2. _____ 3. _____

Q.3 Write 'True' or 'False'.

- a. Hamsters are slow when they are awake. (para 2) _____
- b. Hamsters are birds. (para 3) _____
- c. The mothers make nests out of paper and rags. (para 3) _____

Q.4 Find words from the passage which mean the same as :

- a. Bite or chew continuously (para 2) _____
- A piece of old cloth (para 3) _____

II. Read the following passage and answer the questions that follow.

One day, Nasiruddin's horse was sick. So, he borrowed a horse from an army officer. It was a big, strong animal. When Nasiruddin mounted the horse, it neighed loudly. But, Nasiruddin was not worried. Then, it tried to throw him off, but Nasiruddin stayed on it. Suddenly, it started to gallop.

One of Nasiruddin's friends saw friends saw him. He called out to his friend, 'Nasiruddin! Nasiruddin! Where are you going?'

'I don't know,' Nasiruddin shouted back. This proud animal hasn't told me.'

Q.1 Tick the correct option

1. Nasiruddin borrowed a horse from
- a. an army officer c. a farmer
- b. a naval officer d. a friend
2. The horse was
- a. weak c. strong
- b. sleep d. small

Q.2 Write true or false.

Nasiruddin was able to control the horse. _____

Q.3 What did Nasiruddin's friend ask him? Choose the correct option.

- a. 'Where are you going?' c. 'Why are you dancing?'
- b. 'Why are you laughing?' d. 'What are you eating?'

Q.4 From the passage, find opposite of the word 'pick'.

III. Find the partner

There are two partners in each of the following sentences. They sound the same but they are different. Underline them.

1. The maid has made the bed.
2. Can you see the sea from this window?
3. The boy in the blue coat blew the horn.
4. Please repair our car within an hour.
5. Read this tale of a rabbit's short tail.
6. There are three beds in their house.
7. The thief could not steal money because it was in the steel almirah.

IV. Rearrange the following sets of words to form names of fruits and vegetables.

Fruits

- | | |
|--------------|------------------|
| 1. auagv | 2. rcjftkuai |
| 3. iwki | 4. itlhic |
| 5. nseomlkum | 6. pitacro |
| 7. mulp | 8. utrdcsa eplap |
| 9. gif | 10. mile |

Vegetables

- | | |
|-----------------|-----------------|
| 1. hpncsia | 2. ruiptn |
| 3. uknmppi | 4. ueriabgn |
| 5. ayld fnreig | 6. fecrnh enbas |
| 7. ebrtit rguda | 8. afelclwroui |
| 9. esap | 10. may |

V. Read the story 'Mix Up At Birth' of My English Reader and do B4 to B7 on ruled sheets.

ASSIGNMENT-2

I. Read the passage given below and answer the questions that follow.

Elephants are the largest animals that live on land. They eat leaves, sugarcane and soft branches. They have tusks that rest on their lower jaw. Tusks are big pointed teeth.

The most amusing thing about elephants is their long trunk. The trunk is actually the nose of an elephant. Elephants use their trunk to carry food to their mouth. They also use it to spray water on their body. In this way, the trunk helps elephants to keep cool in the hot climate.

Q.1 Complete the following statements.

- _____ is the largest land animal.
- Elephants eat _____ and _____.

Q.2 State whether true or false.

- Tusks are pointed nails. _____
- Trunk is helpful to elephants. _____

Q.3 How do elephants carry food to their mouth?

Q.4 The word which also means 'a part of tree' is

- trunk
- body
- spray

Q.5 Frame a sentence of your own using the following words.

- climate
- jaw
- water
- rest

Q.II Read the passage given below and answer the questions that follow.

ART CLASS

We have art class every Tuesday. We learn about different kinds of art, from sketching to colouring. We learn about important things like light, colours and textures. We learn about different craft. Best of all, we learn about our own artistic skills.

Our teacher has taught us how to make a plain paper look interesting. She has also taught us to turn old and useless things into beautiful pieces of art.

I love learning about all these things, but I like art class best of all when we make the art ourselves. I know that sometimes in art class we can get pretty messy, but I don't care, because we are making things that are beautiful. Or... at least we are trying!!!

Q.1 Tick the correct option.

- How often do the students have art class?
 - every day
 - once a week
 - once a month
- What types of art have the students studied?
 - painting and sculpture
 - painting and sketching
 - sketching and colouring
 - sculpture and sketching

Q.2 Fill in the blanks.

- i. The students learn about important things like _____ in their art class.
- ii. The narrator like the art class the best of all subjects because _____.

Q.3 Find the word from the passage which means the same as

- i. ability to do something (passage 1)
- ii. dirty (passage 2)

Q.III Rearrange the words to make complete sentences.

- ate/ the/ food/ the/ mother/ rabbit/ quickly
- hurriedly/ she /went / her/ children/to/get
- water /splashed /noisily/ the/ little rabbits/ the
- they/ merrily/ their/ mother / danced/ around
- mother/ then/ home/ they/ went/ their / with / happily

IV. Insert suitable preposition in the blanks

- Jessica jumped _____ the river.
- We buy apples _____ shop _____ the corner _____ the street
- Let us wait _____ the sun to rise.
- Mother was angry _____ me because I was late.
- Pawan's uniform is _____ the cupboard.

V. Write the present form of verb given in the brackets.

- Asha _____ (wash) her hands with soap.
- Lions _____ (roar) in the jungle.
- Little babies _____ (sleep) most of the time.
- Arun _____ (fly) kites everyday.

VI. Fill in the blanks with present continuous form of verb given in the brackets.

- Anju _____ (sweep) the floor with a broom.
- The children _____ (talk) to their friends.
- Rati and her classmates _____ (sing) a song.
- The boys _____ (swim) in the pool.

VII. Supply past forms of verb given in the bracket to fill in the blanks.

- The train _____ (start) from the station.
- Manoj _____ (ring) the bell for the Maths period.
- The train _____ (stop) at every station.
- The gate was _____ (open) by the gatekeeper.

VIII. Write past continuous form of the verb given in brackets.

- It _____ (rain) yesterday.
- They _____ (make) paintings for the exhibition.
- We _____ (play) in the park.

हिन्दी

- पुस्तकें :- 1. भाषा-माधुरी
2. भाषा-अभ्यास

अप्रैल से मई**भाषा-माधुरी**

- पाठ-1 फैलती चप्पलें
पाठ-2 उल्टा-पुल्टा
पाठ-3 अनोखा ढंग (व्यक्तिगत क्रियाकलाप)
गाँधीजी के जीवन से संबंधित एक घटना

भाषा-अभ्यास

- पाठ- 1, 2, 3

व्याकरण भाषा और व्याकरण, विलोम शब्द, लिंग बदलो, वचन गिनती (50 से 70 तक शब्दों में)
चित्र देखकर उसका वर्णन कहानी के रूप में शीर्षक सहित कीजिए।

जुलाई**भाषा-माधुरी**

- पाठ-4 मित्रता

- पाठ-5 सेर को सवा सेर (मौखिक)
पाठ-6 पहली बारिश
पाठ-7 दादी का रेडियो (व्यक्तिगत क्रियाकलाप-मुझे दादी से प्यार है। क्योंकि.....।

भाषा-अभ्यास

पाठ-4, 5, 6, 7

व्याकरण

संज्ञा (सामूहिक क्रिया कलाप-संज्ञा शब्दों की अन्ताक्षरी)
सर्वनाम, पर्यायवाची शब्द

अगस्त

भाषा-माधुरी

- पाठ-8 किस्से कहावतों की दुनिया (व्यक्तिगत क्रिया कलाप-किसी एक कहावत पर कोई एक किस्सा या कहानी सुनाना)
पाठ-9 नानी की नाव चली (मौखिक)
पाठ-10 एक बौना और एक लकड़हारा

भाषा-अभ्यास

पाठ-8, 9, 10

व्याकरण

कारक, क्रिया (सामूहिक क्रियाकलाप-वार्तालाप)
अपठित गद्यांश

सितंबर

भाषा-माधुरी

- पाठ-11 मौसम (कविता वाचन)
पाठ-12 आँख-मिचौनी (केवल पढ़ने के लिए)

भाषा अभ्यास

पाठ-11

व्याकरण

'र' में 'उ' तथा 'ऊ' की मात्रा वाले शब्द
'ऋ' की मात्रा वाले शब्द
चित्र देखकर वर्णन कीजिए
औपचारिक पत्र

लिखित परीक्षा : रचनात्मक मूल्यांकन-1 (पाठ्यक्रम)

भाषा-माधुरी

- पाठ-1 फैलती चप्पलें
पाठ-2 उल्टा-पुल्टा

भाषा-अभ्यास

पाठ- 1, 2

क्रियाकलाप

1. दादी माँ के लिए सुंदर बैग बनाना
2. रेंगने वाले जीवों के नाम तथा चित्र-कोलाज वर्क

लिखित परीक्षा : रचनात्मक मूल्यांकन-2 (पाठ्यक्रम)

भाषा-माधुरी

- पाठ-3 अनोखा ढंग
पाठ-4 मित्रता

भाषा-अभ्यास

पाठ-3, 4

क्रियाकलाप

1. मुझे दादी से प्यार है क्योंकि....इससे सम्बन्धित दस पंक्तियाँ लिखना।
2. दिए गए विषय (खेलना, खाना बनाना, पढ़ना, सफाई करना) में से कोई एक) पर वार्तालाप।

प्रथम आवधिक परीक्षा (पुनरावृत्ति कार्य)
प्रथम आवधिक परीक्षा (SA-1)-पाठ्यक्रम
भाषा माधुरी

- पाठ-1 फैलती चप्पलें
पाठ-2 उल्टा-पुल्टा
पाठ-3 अनोखा ढंग
पाठ-4 मित्रता
पाठ-6 पहली बारिश
पाठ-7 दादी का रेडियो
पाठ-8 किस्से कहावतों की दुनिया

भाषा अभ्यास

1 से 4 तथा 6 से 8

व्याकरण

भाषा और व्याकरण, वर्ण और विचार, संज्ञा, लिंग, वचन, सर्वनाम क्रिया, विशेषण, विलोम, पर्यायवाची, अपठित गद्यांश, 'ऋ' की मात्रा वाले शब्द, 'र' में 'उ' तथा 'ऊ' की मात्रा वाले शब्द, चित्र देखकर वर्णन

द्वितीय सत्र

अक्टूबर

भाषा-माधुरी

- पाठ-13 चतुर चित्रकार (व्यक्तिगत क्रियाकलाप चित्र बनाते हुए कविता को कहानी के रूप लिखना और उसे नया शीर्षक देना)
पाठ-15 होली के रंग हजार

भाषा अभ्यास

पाठ-13, 15

व्याकरण

अशुद्ध को शुद्ध करना
काल-(व्यक्तिगत क्रियाकलाप-काल विशेष में अपने विषय पर कुछ पंक्तियाँ बोलना)

'र' के रूप

दीपावली या मेरी प्रिय ऋतु (अनुच्छेद)

नवम्बर

भाषा माधुरी

- पाठ-10 एक बौना और एक लकड़हारा (व्यक्तिगत क्रियाकलाप-रसोईघर में कौन से मसाले रखे जाते हैं, किन्हीं दस के नाम नमूने सहित लिखिए)
पाठ-16 ऐसे भी बच्चे

भाषा अभ्यास

पाठ-10, 16

व्याकरण मुहावरे

दिसम्बर

भाषा माधुरी

- पाठ-14 एक थी स्वाति
पाठ-17 कोयल (कविता) व्यक्तिगत क्रियाकलाप-मीठी वाणी से सम्बंधित कोई दोहा या कविता सुनाना।

भाषा अभ्यास

पाठ-14, 17

व्याकरण

अनेकार्थक शब्द, विराम चिन्ह

चित्र देखकर शीर्षक सहित अनुच्छेद के रूप में वर्णन
अनौपचारिक पत्र प्रारूप

जनवरी

पुनरावृत्ति कार्य

लिखित परीक्षा : रचनात्मक मूल्यांकन-3 (पाठ्यक्रम)

भाषा-माधुरी

- पाठ-13 चतुर चित्रकार
पाठ-15 होली के रंग हजार

भाषा अभ्यास

पाठ-13, 15

क्रियाकलाप

1. प्रमुख ऋतुओं के चित्र बनाकर या चिपकाकर उन पर कुछ पंक्तियाँ लिखो।
2. चतुर चित्रकार कविता को कहानी के रूप में लिखना।

लिखित परीक्षा : रचनात्मक मूल्यांकन-4 (पाठ्यक्रम)

भाषा-माधुरी

पाठ-14 एक थी स्वाति

पाठ-16 ऐसे भी बच्चे

भाषा अभ्यास

पाठ-14, 16

क्रियाकलाप

1. रसोईघर में कौन से मसाले रखे जाते हैं, किन्हीं दस के नाम नमूने सहित लिखना।
2. तीनों काल का प्रयोग करते हुए 'मेरा परिचय' पर दस पंक्तियाँ याद करके बोलना।

वार्षिक परीक्षा-पाठ्यक्रम (SA-2)

भाषा माधुरी

पाठ-10 एक बौना और लकड़हारा

पाठ-11 मौसम

पाठ-13 चतुर चित्रकार

पाठ-14 एक थी स्वाति

पाठ-15 होली के रंग हजार

पाठ-16 ऐसे भी थे बच्चे

पाठ-17 कोयल

भाषा अभ्यास

पाठ-10 से 17

व्याकरण

अशुद्ध को शुद्ध करना, काल, 'र' के रूप, मुहावरे, अनेकार्थक शब्द, विराम चिन्ह, मेरा प्रिय त्योहार या मेरी प्रिय ऋतु (अनुच्छेद)

नोट: प्रस्तुत क्रियाकलापों में परिवर्तन हों सकते हैं। अध्यापिकाएँ इससे अधिक तथा अन्य क्रियाकलापों के लिए स्वतंत्र हैं।

प्रदत्त कार्य - 1

1. हिंदी में प्रयुक्त सभी स्वर व व्यंजन अलग-अलग लिखते हुए पूरी हिंदी वर्णमाला लिखिए।
2. हमारे देश में बोली जाने वाली दस भाषाओं के नाम राज्यानुसार लिखिए।
3. नीचे दिए गए संज्ञा शब्द उसके भेदों के अनुसार छांटिए-
चाँद, कृष्ण, बचपन, जनकपुरी, गाय, कागज, ऊँचाई, शेर, रमन, दिनेश, लम्बाई, गरीबी, गन्दगी, सीमा
व्यक्तिगत संज्ञा जातिवाचक संज्ञा भाववाचक संज्ञा
.....
4. सर्वनाम के आधार पर वाक्य सही कीजिए-
 1. वह ने नाश्ता किया।
 2. यह हमारा कपड़े हैं।
 3. उन्होंने बाजार घूमने गये।
 4. मेरे से यह कार्य नहीं होता।
 5. क्या उसने पुस्तक नहीं लाए।
5. लिंग बदलकर वाक्य दोबारा लिखिए-
 1. युवक ने प्रथम स्थान प्राप्त किया।
 2. छात्रा पढ़ रही है।
 3. सम्राट ने आदेश दिया।

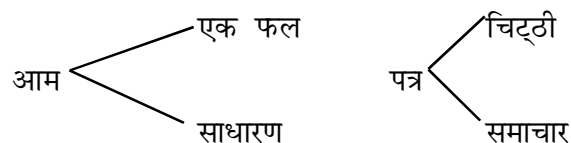
4. शेर जंगल में घूम रहा है।
6. निम्नलिखित शब्दों के अर्थ लिखिए-
1. तरकीब..... 2. हौदी.....
 3. अनमोल..... 4. सुगन्ध.....
 5. समान..... 6. सामान.....
7. वाक्यों में प्रयोग करो-
1. बचा.....
 - बच्चा.....
 2. कला.....
 - काला.....
 3. उतर.....
 - उत्तर.....
8. निम्नलिखित प्रश्नों के उत्तर दीजिए-
1. कौन से व्यक्ति सुख पाते हैं?
 2. गिरने पर हमें हिम्मत क्यों नहीं खोनी चाहिए?
 3. दादी माँ ने चप्पलों को बदलवाने के लिए क्यों कहा?
 4. गाँधीजी मनु को क्या सीख देना चाहते थे?
 5. कौन से व्यक्ति सुख पाते हैं?
 9. 'पानी' बचाने से जुड़ा कोई विज्ञापन या चित्र स्लोगन सहित लिखिए।

प्रदत्त कार्य-2

1. निम्न शब्दों के वाक्य बनाओ-
छात्रावास, प्रचलित, जिज्ञासु, गर्व, चौपट
2. प्रत्यय लगाकर नया शब्द बनाइए-
दुकान +.....=.....
केले +.....=.....
पढ़ +.....=.....

- ठंडा +.....=.....
- चित्र +.....=.....
3. उचित विराम चिन्हों का प्रयोग कीजिए-
हे भगवान यह क्या हो रहा है
बच्चे खेल रहे हैं
तुम इतने प्रश्न क्यों पूछते हो
राहुल रमन रैना सभी बस में चढ़ गये थे
 4. अनेक शब्दों के लिए एक शब्द द्वारा वाक्य पूरे करो-
क. ईश्वर.....है।
ख. मेरी.....परीक्षा शुरू होने वाली है।
ग. गाँधी जी ने.....वस्तुओं का अविष्कार किया।
घ. मेरे पिताजी की.....आय बहुत कम है।
 5. निम्नलिखित मुहावरे/लोकोक्तियों के अर्थ लिखिए और वाक्य में प्रयोग कीजिए-
क. टेढ़ी खीर ख. काला अक्षर भैंस बराबर
ग. गले का हार घ. एड़ी-चोटी का जोर लगाना
 6. नीचे दिए गए गद्यांश में से पांच-पांच क्रिया तथा विशेषण शब्दों को अलग-अलग लिखिए-
गाँधी जी पुस्तकों का स्वयं अध्ययन करते थे। वे स्वादिष्ट व्यंजन बनाते, कपड़ों को स्वयं धोते थे। गाँधीजी को उनके एक सहयोगी ने 'कर्मवीर' की उपाधि दी। वे एक दिन में 20 घंटे तक काम करते थे। उन्होंने अपने मेजबान की धोती भी धो दी। जाड़े की सुबह में वे तीन से पांच मील तक टहल सकते थे। आश्रम में कठिन श्रम करते थे।
 7. निम्नलिखित प्रश्नों के उत्तर दीजिए-
1. बौने ने ऐसा क्यों कहा कि न जाने यह क्या बला है?
2. धरती पर सागर मुस्कराने का क्या अर्थ है?

3. स्वाति ने विषैले गैस से अपना बचाव कैसे किया?
4. ब्रज की होली की क्या विशेषता है?
8. निम्नलिखित शब्दों से वाक्य बनाकर लिखते हुए उनका अर्थ स्पष्ट कीजिए-



Mathematics

Term -1

<u>April</u>	Unit-1 Numbers up to 9,99,999
<u>May</u>	Unit-2 Addition and Subtraction
<u>July</u>	Unit-3 Multiplication Unit-4 Division
<u>August</u>	Unit-11 Perimeter Unit-12 Area

September - Revision for SA-1

Formative Assessment-1

Syllabus :

Pen-n-Paper Test: Unit-1 Numbers up to 9,99,999
Unit-2 Addition and Subtraction

Activities:

Group: Make placard of digits 0 to 9 and for places and periods and answer the questions related to them

Individual: Cross word puzzle on addition and subtraction.

Formative assessment-2

Syllabus :

Pen-n-Paper Test: Unit-3 Subtraction
Unit-4 Division

Activities:

Group: Find the perimeter and area of different 2-D objects around you.

Individual: Chinese method of multiplication.

Summative Assessment-1

Syllabus:

Unit-1 Numbers up to 9,99,999
Unit-2 Addition and Subtraction
Unit-3 Multiplication
Unit-4 Division
Unit-11 Perimeter
Unit-12 Area

Term II

<u>October</u>	Unit-5 Length Unit-6 Weight Unit-7 Capacity
<u>November</u>	Unit-8 Time and Calendar Unit-9 Fractions
<u>December</u>	Unit-10 Angles Unit-13 Volumes Unit-14 Fun with patterns

Formative Assessment- 3

Syllabus:

Pen-n-Paper Test: Unit-5 Length
Unit-6 Weight
Unit-7 Capacity

Activities:

Group: Find the weight of students in a group using weighing machine, convert into grams. Arrange in ascending order.

Individual: Find length of different objects present around you using a measuring tape.

Formative Assessment- 4

Syllabus :

Pen-n-Paper Test: Unit-8 Time and Calender

Unit-9 Fractions

Activities:

Group: Make different shapes using match sticks on a drawing sheet and note down number of acute, obtuse and right angles formed.

Individual: To understand about the equivalence of fractions by paper folding.

Summative Assessment-2

Syllabus:

Unit-5 Length

Unit-6 Weight

Unit-7 Capacity

Unit-8 Time and Calender

Unit-9 Fractions

Unit-10 Angles

Unit-13 Volumes

Unit-14 Fun with patterns

Extra Activities :

1. To find the volume of cube and cuboid using cubes of volume 1 cubic unit.

2. To find the area of irregular shapes by first tracing them on graph paper and then counting number of unit squares in it.

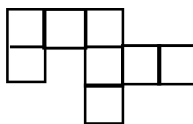
Note : This list of activities is not comprehensive. More activities will be added throughout the session.

Assignment - 1

Q.1 Fifty six thousand four hundred fifty is the same as_____.

a) 56440 b) 56450 c) 56504 d) 45650

Q.2 What is the perimeter of the given figure



a) 18cm b) 24cm c) 32cm d) 36cm

Q.3 $23 \times 14 \times \underline{\hspace{2cm}} = 15 \times 23 \times \underline{\hspace{2cm}}$

a) 14, 15 b) 15, 14 c) 23, 14 d) 15, 23

Q.4 $134 \times 1000 = \underline{\hspace{2cm}}$

a) 1340 b) 134000 c) 0 d) 1341000

Q.5 Subtract 23,789 from 3,78,001. Check your answer.

Q.6 Ravi purchased a house for Rs 4,67,800. He spent Rs 3,781 on its repairs. Find the amount he spent in all.

Q.7 There was 2 | 750 ml of oil in a can. Reena used 1 | 900 ml of oil for cooking. How much oil is left in the can?

Q.8 Divide and check

12,567 by 68

Q.9 $5,000 + 11,000 + 2,000 = \underline{\hspace{2cm}}$

Q.10 Rohit saves Rs 340 every month. How much money can be saved in-

i) 9 months ii) 4 years

Q.11 Given that $345 \times 12 = 4140$

Find i) $345 \times 13 = \underline{\hspace{2cm}}$ ii) $345 \times 11 = \underline{\hspace{2cm}}$

Q.12 Solve $30,000 - 12,236$

Q.13 There are 187 beads in one necklace. Find the total number of beads in 23 such necklaces.

Q.14 Form the greatest and the smallest numeral using the digits 3, 4, 6, 1, 0 only once.

Q.15 Find the number which is 34,901 more than 3,78,001.

Q.16 Find the difference between 23,546 and 1,20,981.

Q.17 Divide-

i) 23,789 by 34 ii) 45,091 by 44

Q.18 Reema wants to fix a border to a square carpet with edge 3 metres long. Find the length of the border.

Q.19 A Square park is to be watered. If one side of the park is 4m, find the area to be watered?

Q.20 A wooden sheet is 15m broad. It has to be painted on both sides. Find the cost of painting at Rs 8 per square metre.

Assignment -2

- Q.1 Change into mixed numbers.
a) $\frac{23}{7}$ b) $\frac{45}{8}$
- Q.2 Draw an angle of 90° and 120° .
- Q.3 A dice has an edge of 4cm. Find the volume of the dice.
- Q.4 Sonika went to her father at 10.55AM and told him that she was going to the market and she would be back home in 1 hour 45 minutes. By what time does Sonika need to be at home?
- Q.5 How many months in a year have 30 days?
- Q.6 Out of a container containing 50kg 34 g of ghee, Rohit used 28kg 405 g of ghee. How much ghee is left in the container?
- Q.7 The edge of a cubical box is 6 cm. Half of the box is filled with water. What is the volume of water?
- Q.8 What time was it 3600 seconds before 12 midnight?
- Q.9 Change $\frac{20}{28}$ into equivalent fraction with numerator 5.
- Q.10 How many angles are there in the given figure?
-
- Q.11 Find the volume of a brick of length 18cm, breadth 5 cm and height 10 cm.
- Q.12 Find the sum of the following
3 hrs 55 min and 32 min.
- Q.13 Find the difference of the following
5 hrs 5 min and 45 min
- Q.14 Find the next 5 equivalent fractions of $\frac{5}{9}$.
- Q.15 Sheela studied Maths for 1 hr 40 min and Science for 4 hrs 15 min. How long did she study?
- Q.16 If 4th of February is Sunday, what day is 25th of February?

- Q.17 If you cut 1m 34 cm from a roll of ribbon of length 4 m, how much ribbon is left?
- Q.18 Complete the series.
99, 102, 105, 108, _____, _____, _____
- Q.19 Change into Improper fractions
a) $33\frac{1}{2}$ b) $7\frac{4}{8}$
- Q.20 A basket contains 67 Kg 456 g of fruits out of which 42 Kg 410gms are apples, 12kg 49 gms are pears and the rest are mangoes. Find the weight of mangoes.

धर्मशिक्षा

संकलनात्मक मूल्यांकन -1 (SA-1)

- पाठ-1 प्रार्थना (सुखी बसे संसार सब) (मौखिक)
- पाठ-2 आर्यसमाज
- पाठ-3 आर्य समाज के नियम (3-6)
- पाठ-4 गायत्री मंत्र और उसका अर्थ
- पाठ-5 ईश्वर कहाँ हैं?
- पाठ-6 समर्पण (ईश्वर तुम्हीं दया करो)
- पाठ-7 सृष्टिकर्ता
- पाठ-8 शिव कौन हैं? मृत्यु क्या है?
- पाठ-9 दयानंद प्रशस्ति (सारी दुनिया जगाई)
- पाठ-10 बाल प्रतिज्ञा (दयानंद के वीर सैनिक)
- आर्य समाज के तीसरा और चौथा नियम याद करें
 - प्रार्थना (सुखी बसे संसार सब) कठस्थ करो।
 - दयानंद प्रशस्ति (सारी दुनिया जगाई) और बाल प्रतिज्ञा (दयानंद के वीर सैनिक) में से कोई एक कविता कठस्थ करो।
 - भजन और कविताओं का (मौखिक) अभ्यास कराया जाएगा।

संकलनात्मक मूल्यांकन -2 (SA-2)

- पाठ-11 सत्य
पाठ-12 सहनशील दादू
पाठ-13 महाराजा रणजीत सिंह की उदारता
पाठ-14 प्रार्थना (हम बालकों की ओर भी)
पाठ-15 महावीर स्वामी
पाठ-16 महात्मा बुद्ध
पाठ-17 महात्मा गाँधी
पाठ-18 महारानी लक्ष्मीबाई
पाठ-19 पुष्प की अभिलाषा (चाह नहीं मैं सुरबाला)
पाठ-20 शिष्टाचार
पाठ-21 वशीकरण मंत्र
- आर्य समाज का पाँचवा और छठा नियम याद करें।
 - प्रार्थना (हम बालकों की ओर भी), पुष्प की अभिलाषा (चाह नहीं मैं सुरबाला) और वशीकरण मंत्र- कोई भी दो कविताएं कठस्थ करें।
 - भजन और कविताएं (मौखिक) कराई जाएंगी।

SCIENCE

Term-1

April

Lesson-1 My body
Lesson-2 Plants

Activities :

Individual activity: 'Label me' worksheets on digestive system, tongue, human body parts of a plant

Group activity: Visit the school lawn and observe tap root and fibrous root

May

Lesson-3 Flower and Fruits

Activities :

Group: Origami - Make a flower with paper and write a few lines on 'why we should not pluck flowers'

July

Lesson-4 Plants Around Us

Activity:

Individual: Write names of any 10 plants growing in your neighbourhood and paste their dried leaves in scrap file

August

Lesson-5 Birds-Beaks and Claws.

Activities :

Group: Nature walk in school to watch birds and observe their characteristic features

September

Revision for SA-I Exams

Formative Assessment -1

Pen n Paper Test - Syllabus

L-1 : My Body

Formative Assessment- 2

Pen n Paper Test - Syllabus

Lesson-3 Flowers and Fruit

Summative Assessment-1

Syllabus:

Lesson-1 My body
Lesson-2 Plants
Lesson-3 Flower and Fruits
Lesson-4 Plants Around Us
Lesson-5 Birds-Beaks and Claws.

Term-II

October

Lesson-6 Insects
Lesson-7 Food

Activities :

Individual: Design a balanced diet plan and discuss it in the class

Group: Role play on various useful and harmful insects

November

Lesson-8 Water Scarcity and Conservation of Water
Lesson 9 Safe handling and Storage of Water

Activities :

Individual: Draw the pictures of containers used for storing water in villages and cities

Group: Celebrate Water Conservation Day- Make badges and posters and write slogans on water conservation

December

Lesson-10 Water Pollution

Activity:

Group: Make a collage depicting various ways in which water gets polluted

January

Revision of SA-II Exams

Formative Assessment -3

Pen n Paper Test - Syllabus

Lesson-6 Insects

Formative Assessment -4

Pen n Paper Test - Syllabus

Lesson-8 Water Scarcity and Conservation of Water

Summative Assessment -2

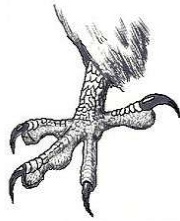
Syllabus: Lesson-6 Insects
Lesson-7 Food

Lesson-8 Water Scarcity and Conservation of Water
Lesson- 9 Safe handling and Storage of Water
Lesson-10 Water Pollution

Assignment-I

1. Tick the correct option-
 - a.fixes the plant to the soil.
i. Stem ii. Root iii. Flower iv. Leaf
 - b. Which of the following fruits has many seeds?
i. Mango ii. Grapes iii. Watermelon iv. Peach
 - c. Which of the following is an underwater plant?
i. Hydrilla ii. Lotus iii. Water lily iv. Neem
 - d.is the largest gland of our body.
i. Stomach ii. Liver iii. Pancreas iv. Rectum
 - e. Which of the following birds sucks nectar from flowers?
i. Barbet ii. Eagle iii. Sunbird iv. Sparrow
2. Define-
 - a. Pollination
 - b. Nectar
 - c. Preening
3. What happens to the food in-
 - a. Small intestine
 - b. Stomach
4. Give reasons-
 - a. How is a cactus plant able to grow in desert conditions?
 - b. What makes water hyacinth float on water?
5. Write uses of following flowers-
 - a. Marigold
 - b. Rose
 - c. Arnica
6. Differentiate between tap root and fibrous root.
7. Name and draw-
 - a. Edible root
 - b. Winter season fruit
 - c. Useful insect

8. Identify the beak and claw and describe their characteristic features and uses. Also name the bird.



9. Classify the following plants in correct column:

Bayyan	pepper	cactus
Spruce	water lettuce	rubber

Plants of hills	Plants of plains	Plants of hot and wet regions	Plants of desert areas	Free floating plants
-----------------	------------------	-------------------------------	------------------------	----------------------

10. Why is washing of vegetables and fruits important for us?

Assignment-2

- Tick the correct option-
 -is called the blue planet.
 - Earth
 - Venus
 - Jupiter
 - Mars
 -can be constructed to check floods.
 - Garden
 - Road
 - hut
 - Dam
 - Which insect causes Dengue?
 - Flea
 - Wasp
 - Anopheles mosquito
 - Aedes mosquito
 - Foodstuffs containing proteins are called.....
 - Energy giving food
 - Body building food
 - Protective food
 - None of these
 - Which of the following diseases is caused by drinking polluted water?
 - Typhoid
 - Common cold
 - Diabetes
 - Chicken pox
- Why is it important to change water in a room coolers after 3-4 days?
- Define-
 - Potable water
 - Water conservation
- Explain rain water harvesting. Also draw a diagram of the process.
- Write any 5 ways of conserving water in our daily life.
- Why it is a challenging job for birds to protect their eggs and young ones?

- Explain the following methods of purification of water.
 - Filtration
 - Chlorination
- Explain any three methods of reducing water pollution.
- Shivam eats only fruits. Which nutrients is he missing by eating only fruits? What is the remedial diet?
- How do mosquitoes spread diseases?
- Write the sources and function of following nutrients-
 - Vitamin D
 - Iron
 - Vitamin A
 - Calcium

SOCIAL SCIENCE

Term-I

April

Chapter-1 Family Relationships
Chapter-2 Sensitivity Towards Others

Activities :

Individual: **Story Telling**-Present a story depicting the concept of joint and nuclear family along with the reasons responsible for the breakdown of family fibre in India.

Group: Dramatisation-Enact a play to become sensitised towards the elderly and the needy

May

Chapter-3 Celebrating our Diversity

Activity:

Group: **Presentation** - 'Favourite Festival'

July

Chapter-4 An Ideal Home
Chapter-5 Bricks And Bridges

Activities:

Group: **1. Best out of Waste** - Prepare some useful material (decorative item etc.) from waste products like used bottles, aluminium foil etc.

2. Project on any one famous personality who has proved that obstacles are stepping stones to success

August

Chapter -6 Waste Management
Chapter -7 The Works We Do

Activity

Individual: Speak a few lines on your role model. Mention her/his qualities that impress you the most.

September

Revision of SA 1-Syllabus

Formative Assessment-1

Pen n Paper Test - Syllabus

Chapter 1 Family Relationships

Formative Assessment-2

Pen n Paper Test-Syllabus

Chapter-2 Sensitivity Towards Others

Summative Assessment-1

Syllabus:

Chapter-1 Family Relationships
Chapter-2 Sensitivity Towards Others
Chapter-3 Celebrating Our Diversity
Chapter-4 An Ideal Home
Chapter-5 Bricks And Bridges
Chapter-6 Waste Management
Chapter-7 The Works We Do
Map work

Term-II

October

Chapter 8 Leisure Time
Chapter 9 Directions

Activity:

Individual: Collage Making - Prepare a collage on famous sport personalities of different sports (cricket, football, hockey etc.)

November

Chapter 10 Travel And Tours
Chapter 11 Let us Travel

Activities:

- Group:**
1. Brochure Making - Design a travel brochure for your city. Collect photographs and map sketches of your area and mention the necessary information regarding the places to visit
 2. Map Designing - Design a map of your area and mark the following landmarks as per the directions given. Assume your own house as the reference point.
i. School ii. Hospital iii. Police station iv. Post office

December

Chapter 12 Let Us Communicate
Chapter 13 India-Our Motherland

Activities:

- Individual:** Role Play - Imagine yourself as any means of communication and speak about its uses, advantages & disadvantages
- Group:** Project Work - Make a project on any one state of India. Describe its culture, climate, food, dresses etc.

January

Revision of SA 2-Syllabus

Formative Assessment-3

Pen n Paper Test - Syllabus

Chapter-8 Leisure Time

Formative Assessment-4

Pen n Paper Test - Syllabus

Chapter - 9 Directions

- Q.5 Answer the following questions briefly.
1. In which two ways is a telephone better than a letter?
 2. How does a travel package make a journey stress free?
 3. What do symbols represent on a map?
- Q.6 Answer the following questions.
1. Mention any three advantages of print media.
 2. Why are airways better than railways and roadways?
 3. List any four problems that you can face if you don't know directions.
- Q.7 Locate the following on a political map of India.
1. Indian Ocean
 2. Maharashtra
 3. Madhya Pradesh
 4. Rajasthan
 5. Andaman & Nicobar Islands

COMPUTER

Term -I

April

Chapter-1 Working of Computer System

Activity : Identify the following devices and categorise them into Input/Output devices.

May

Chapter-2 Generations of Computer

Activity : In a maze, move horizontally, vertically and diagonally to search the names of different computers. Students can take help from the given clues.

July

Chapter-3 Windows

Activity : To change the wallpaper and screen saver of the desktop.

August

Chapter-4 MS-Word

Activity : Prepare a birthday invitation card in MS Word.

September

Revision of SA-1 : Revision Worksheet related to Chapter-1, 2, 3 and 4.

*** Syllabus for SA-1 (Ch.-1, 2, 3 and 4)**

Term- II

October

Chapter-5 More on MS-Word

Activity: Prepare a poster on the topic 'Water Conservation' on MS-Word and format the same using border, wallpaper, images and text.

November

Chapter-6 Open Office-Draw

Activity : Draw a hut in Open Office.

December

Chapter-7 More on Open Office-Draw

Chapter-8 The Internet

Activity : 1. Make a drawing on 'save earth' and convey some meaningful message.

2. Worksheet related to various developments related to the chapter

January

Revision for SA-2 :

Revision Worksheet related to Chapters-5, 6, 7 and 8.

*** Syllabus for SA-2 (Ch.- 5, 6, 7 and 8)**

GENERAL KNOWLEDGE

Term I

April

Language and Literature

Current affairs

May

Environment Around

Current affairs

July

World Around

Current affairs

August

Video clippings, worksheets, language games, and activities based on the units (including 'Fact Files') and newspaper articles.

September

Revision for SA1

Syllabus for SA1

Language and Literature : Page no. 1-4, 6-8, 20-13

Environment Around : Page no. 14-22, 24-26

World Around Page no. 27-35, 37-38

Current affairs

Term-II

October

Art and Culture

Current affairs

November

Math Magic

Current affairs

December

Sports and Games

Current affairs

January

Famous person of the week

Mathematical Tricks

Know the space

February

Revision for SA2

Syllabus SA2

Art and Culture Page no. 39-43, 45-46

Math Magic Page no. 47-51, 56-57

Sports and Games Page no. 58-52, 64-64

Current affairs

Important notes :

1. The students must paste 15 newspaper headlines in the GK notebook every week.

2. This list is not comprehensive. More activities may be added throughout the session.

DRAWING

April

1. SBS Pages- 2, 3, 4, 5, 6, 7 (Pencil shading)
2. Object Drawing (Pg 7)
3. Spray painting
4. Introduction to colours (shading).

May

1. SBS Pages-8, 9, 10, 11, 12
2. Fruit basket
3. Flowers in the garden

* **Activity-** letter rack (Butterfly, Duck)

July

1. SBS Pages-13, 14, 15, 16
2. Bird composition
3. Animal composition

* **Activity-** Mask

August

1. SBS Pages - 28, 29, 32, 33
2. Landscape
3. Seascape

* **Activity-**Leaf puppet

September

1. SBS Pages - 17, 18, 19 (face study)
2. SBS Pgs 30, 31 (letter & number study)
3. Name writing with flat colours.

* **Activity-**Greeting card with pressed flowers.

October

1. SBS Pages - 20, 21, 22 (Human figures)
2. Vegetable seller
3. Village scene (Pg 23)

* **Activity-**Glass painting (6x4)

November

1. SBS Pages-24, 25, 34
2. Balloon seller
3. Ice cream vendor

* **Activity-**Candle decoration

December

1. SBS Pages-26, 27
2. Composition using perspective

* **Activity** - Christmas tree & Santa Claus

January

1. SBS Pages-35, 36, 37
2. Geometrical design (rangoli)
3. Cartoon composition (Pg 38, 39, 40)

* **Activity**-Cartoon puppets

February

Exhibition and completion of previous task.

SA I Syllabus

1. Fruit basket
2. Flowers in the garden
3. Bird composition
4. Animal composition
5. Landscape
6. Seascape

SA II Syllabus

1. Village scene
2. Vegetable seller
3. Balloon seller
4. Ice cream vendor
5. Geometrical design (rangoli)
6. Cartoon composition