

**Session- 2025-26**  
**Holidays Homework**



Name: \_\_\_\_\_

Class: UKG

Roll No.: \_\_\_\_\_

## **General Instructions for students and parents:**

- **Neatness and Organization:**

- Work should be done neatly, in good handwriting, and with proper numbering.
- Use separate notebooks for each subject.
- Ensure cleanliness and avoid spelling mistakes.

- **Independent Work:**

- Try to complete the work by yourself, with minimal help from parents.

- **Guidance and Assistance:**

- Work under the guidance of parents and guardians.

- **Time Management:**

- Develop a schedule and stick to it as much as possible.
- Prioritize tasks and set aside specific times for homework.

- **Health and Well-being:**

- Pay special attention to health and well-being.
- Stay hydrated by drinking adequate amounts of water.
- Avoid playing in the sun or hot places.

- **Reading and Learning:**

- Read newspapers daily and stay updated with current events.
- Read books and explore new things to improve vocabulary and language skills.

- **Other Activities:**

- Engage in hobbies and pursue interests.
- Appreciate nature and spend time outdoors.
- Be a helpful hand to parents and learn shared responsibility.

- **Proper Submission:**


- Submit all work neatly in a folder or bag.

- **Creativity:**

- Use your creativity to make the work look attractive.




# All About Me



I am \_\_\_\_\_  
years old

Self Portrait



My Birthday is: \_\_\_\_\_



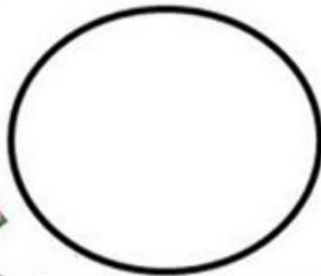
My Favorite

Color: \_\_\_\_\_



Animal: \_\_\_\_\_


Food: \_\_\_\_\_




Book: \_\_\_\_\_



HELLO,  
SUMMER!



**Look, write and colour the pictures:**




---

---

---

---



---

---

---

---



[www.thisiscolor.com](http://www.thisiscolor.com)

---

---

---

---



---

---

---

---



---

---

---

---



---

---

---

---



---

---

---

---




---

---

---

---


**Match and colour the pictures:**



lad



jam



cap



hat



bat

**Encircle the rhyming words:**

Cat

hat

gap

mat

Man

van

tan

car

Tap

lad

map

cap

Tar

car

bag

jar

Bag

lag

tag

rat

Fat

bat

pat

wag

Wax

fax

rag

max

Gap

war

lap

tap

Can

ran

map

pan




**Encircle the correct word:**



**bag**

**rag**



**cap**

**cat**



**van**

**man**



**car**

**tar**



**lag**

**tag**

# CVC Words - Short a

Find and write the words.

o	d	v	a	c	s
g	f	a	s	a	d
f	a	n	q	t	t
a	b	a	g	y	n
g	w	n	m	a	p


sad  
van  
map  
bag  
fan  
cat



--	--	--



--	--	--



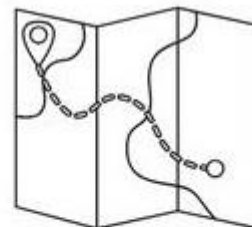
--	--	--



--	--	--



--	--	--



--	--	--

चित्र देखकर नाम लिखें :




\_\_\_\_\_

\_\_\_\_\_



\_\_\_\_\_

\_\_\_\_\_




\_\_\_\_\_

\_\_\_\_\_



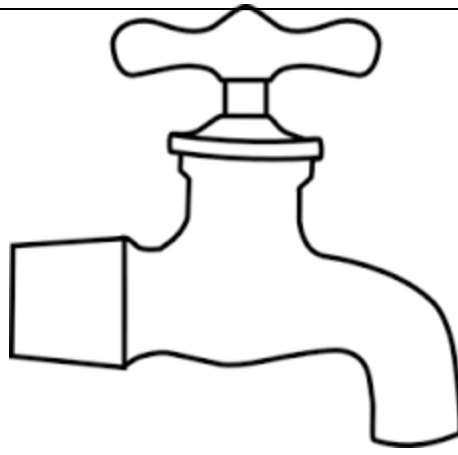
\_\_\_\_\_

\_\_\_\_\_



---

---



---

---



---

---




---

---

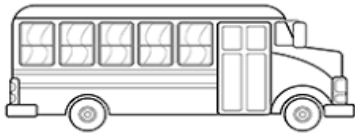
मिलान करें व चित्रों में रंग भरें :



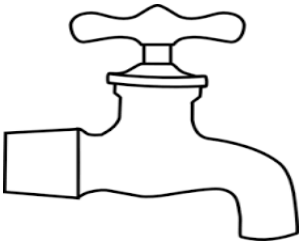
दस



कप



खत



बस


**10**

नल

## समान ध्वनि वाले शब्दों पर गोला लगायें :

घर	कर	पर	पल
नथ	छत	रथ	पथ
फल	हल	दस	कल
धन	मन	वन	टब
बस	कप	रस	डस
खत	मत	धन	छत
जग	हल	मग	नग
कप	जप	नल	नप

सही शब्द पर गोला लगायें :



फल

हल



पर

घर

10

दस

बस



कब

टब



जग

मग

दिए गए अक्षरों से दो दो शब्द लिखिए

क \_\_\_\_\_

ख \_\_\_\_\_

ग \_\_\_\_\_

घ \_\_\_\_\_

च \_\_\_\_\_

छ \_\_\_\_\_

ज \_\_\_\_\_

झ \_\_\_\_\_

ट \_\_\_\_\_

ठ \_\_\_\_\_

ड \_\_\_\_\_

ढ \_\_\_\_\_

त \_\_\_\_\_

थ \_\_\_\_\_

द \_\_\_\_\_

ध \_\_\_\_\_

न \_\_\_\_\_

प \_\_\_\_\_

फ \_\_\_\_\_

ब \_\_\_\_\_

भ \_\_\_\_\_

म \_\_\_\_\_

य \_\_\_\_\_

र \_\_\_\_\_

ल \_\_\_\_\_

व \_\_\_\_\_

श \_\_\_\_\_

स \_\_\_\_\_

ह \_\_\_\_\_



**Write the smooth counting:**

[illegible][illegible]



**Write Reverse counting:**

T	O		T	O		T	O
3	0		2	0		1	0



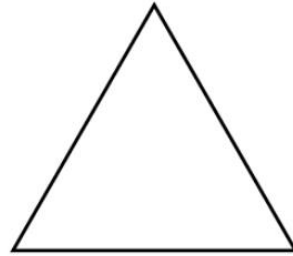
**Write missing numbers:**

H	T	O		H	T	O		H	T	O
1	0	1						1	4	1
				1	2	2				
1	0	3						1	4	3
				1	2	4				
								1	4	5
1	0	6								
				1	2	7				
1	0	8						1	4	8
				1	3	0				

**What comes:**

<b>AFTER</b>			<b>BETWEEN</b>				<b>BEFORE</b>	
0	1		9	10	11		4	5
4			2		4			10
7			6		8			3
10			11		13			12
13			14		16			14
16			0		2			17
29			28		30			20

c. Match the objects with their shapes:-



# Addition

$$\begin{array}{r} 9 \\ + 2 \\ \hline \end{array}$$

$$\begin{array}{r} 6 \\ + 3 \\ \hline \end{array}$$

$$\begin{array}{r} 8 \\ + 4 \\ \hline \end{array}$$

$$\begin{array}{r} 5 \\ + 5 \\ \hline \end{array}$$

$$\begin{array}{r} 7 \\ + 6 \\ \hline \end{array}$$

$$\begin{array}{r} 4 \\ + 7 \\ \hline \end{array}$$

$$\begin{array}{r} 2 \\ + 8 \\ \hline \end{array}$$

$$\begin{array}{r} 3 \\ + 9 \\ \hline \end{array}$$

$$\begin{array}{r} 1 \\ + 8 \\ \hline \end{array}$$

$$\begin{array}{r} 9 \\ + 8 \\ \hline \end{array}$$

$$\begin{array}{r} 8 \\ + 8 \\ \hline \end{array}$$

$$\begin{array}{r} 7 \\ + 8 \\ \hline \end{array}$$

$$\begin{array}{r} 6 \\ + 8 \\ \hline \end{array}$$

$$\begin{array}{r} 5 \\ + 6 \\ \hline \end{array}$$

$$\begin{array}{r} 4 \\ + 5 \\ \hline \end{array}$$

$$\begin{array}{r} 3 \\ + 4 \\ \hline \end{array}$$

$$\begin{array}{r} 2 \\ + 3 \\ \hline \end{array}$$

$$\begin{array}{r} 1 \\ + 2 \\ \hline \end{array}$$

$$\begin{array}{r} 7 \\ + 5 \\ \hline \end{array}$$

$$\begin{array}{r} 7 \\ + 4 \\ \hline \end{array}$$

$$\begin{array}{r} 7 \\ + 3 \\ \hline \end{array}$$

$$\begin{array}{r} 7 \\ + 2 \\ \hline \end{array}$$

$$\begin{array}{r} 6 \\ + 5 \\ \hline \end{array}$$

$$\begin{array}{r} 6 \\ + 4 \\ \hline \end{array}$$

$$\begin{array}{r} 6 \\ + 3 \\ \hline \end{array}$$

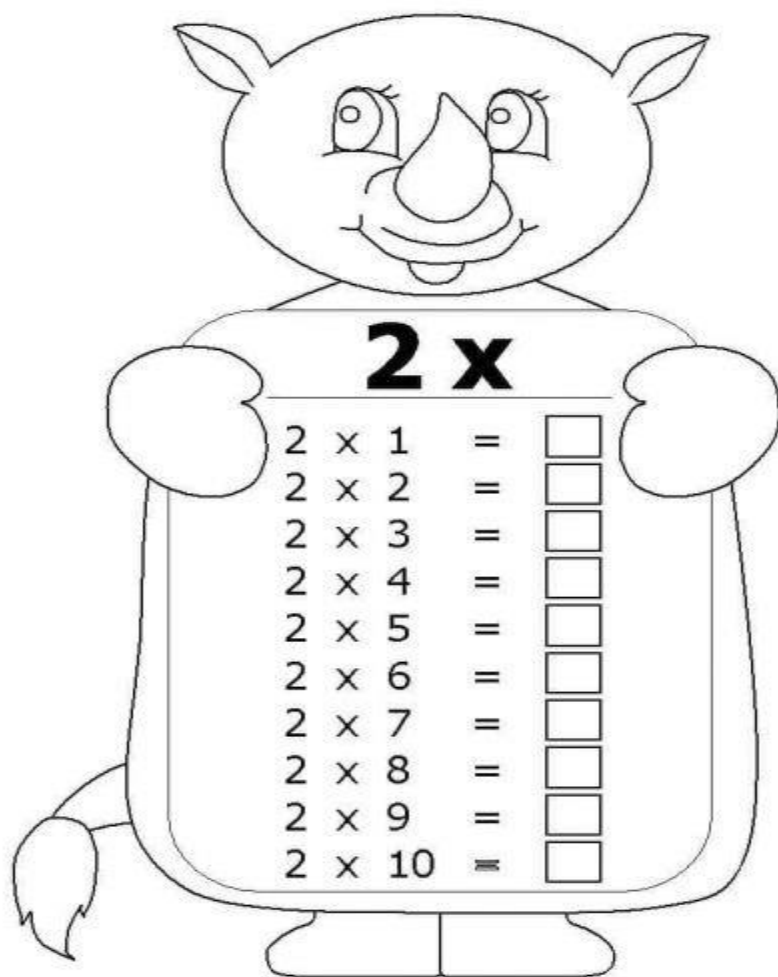
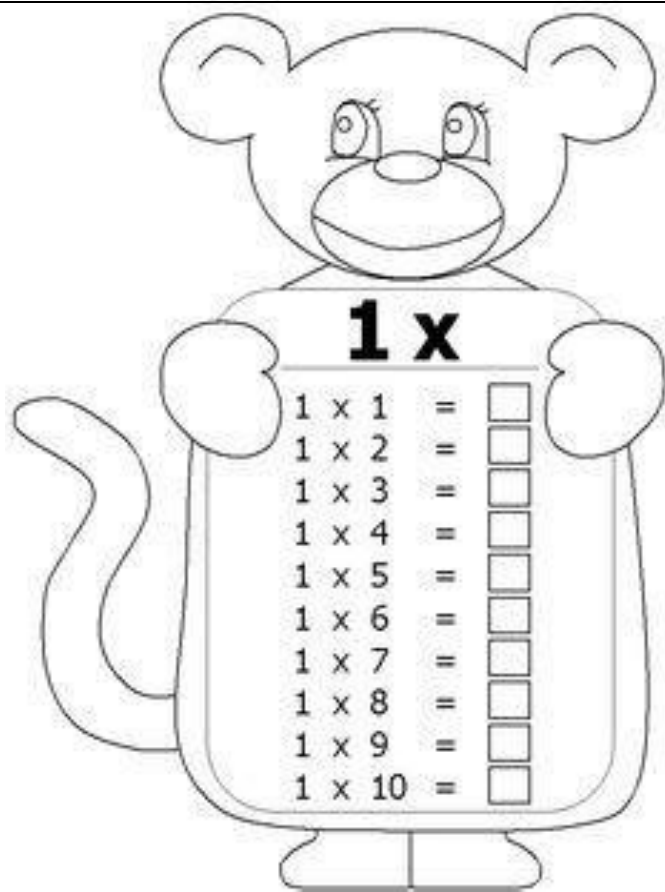
$$\begin{array}{r} 6 \\ + 2 \\ \hline \end{array}$$

$$\begin{array}{r} 5 \\ + 4 \\ \hline \end{array}$$


$$\begin{array}{r} 5 \\ + 3 \\ \hline \end{array}$$

$$\begin{array}{r} 4 \\ + 3 \\ \hline \end{array}$$

$$\begin{array}{r} 4 \\ + 2 \\ \hline \end{array}$$




**Paste cotton in the picture of the cauliflower.**






**Tear and paste paper in the picture of the tree.**



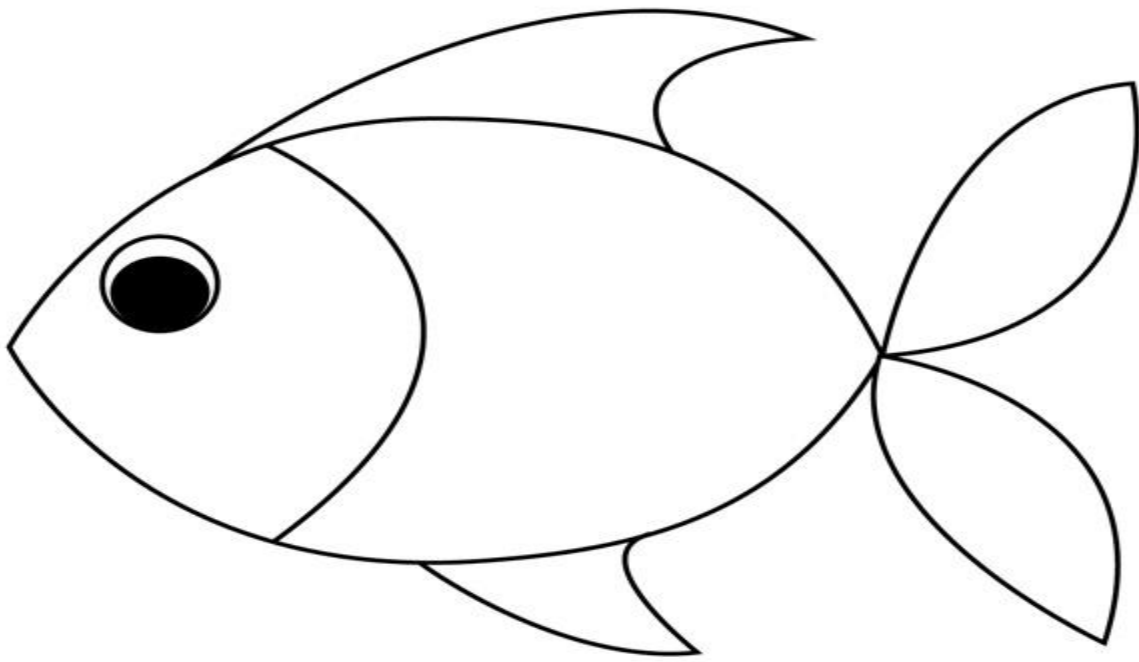
**Thumb impression in the picture of the duck.**




**Paste cotton in the picture of the cloud.**



**Thumb impression in the picture of the fish.**



MY DAD



AND ME!